

trade guide 2025/26



CARYSIL

sinks & taps collection

CARYSIL

welcome to **CARYSIL** sinks & taps collection

The CARYSIL story started over 20 years ago from humble beginnings in rural Cheshire, England. Now part of the global CARYSIL group of companies, CARYSIL finds itself honoured to design, manufacture and supply many of the UK's and the world's leading suppliers of kitchen sinks, taps, surfaces and bathroom products.

Drawing from our groups combined experience, resources, sourcing and state of the art production facilities, we are proud to supply off-the-shelf kitchen sink models, branded sink opportunities and bespoke collections as outlined within this UK offering, all EX -Stock. As one of the largest global sink producers and one of the world's largest granite sink suppliers, our granite sinks are manufactured with proven German **SCHOCK** technology.

We offer a unique opportunity to curate, source and market bespoke ranges of sinks, taps and accessories, whilst retaining excellent margins for our clients in a highly competitive market.

New for 25/26 we have added and expanded our kitchen brassware offer to include the UK's widest choice of instant hot water taps, coloured hose taps and the CARYSIL Sommelier integrated drinks server, innovative, yet functional and practical in line with all our products. Take comfort that our factories work to exacting standards and an approved environmental management system, please visit our UK website for further information on CARYSIL the company, its people and its products, visit carysil.co.uk

**We are pleased to
be supporting our
nominated Charities**



A global charity working in 27 countries to provide clean water, decent toilets and good hygiene. To see how we're supporting WaterAid please visit: wateraid.org



To see how we're supporting Children in Need please visit: bbc.co.uk/cin or to donate please scan the QR code below:




BUY WITH CONFIDENCE WITH OUR ACCREDITATIONS & WARRANTIES FROM PEOPLE WHO CARE



INTRODUCING OUR 2025/26

CARYSIL sink collection

Our Carysil sink collection encompasses all types of sinks. We have an extensive range of quality options to suit all needs including accessories. These range from traditional through to modern and innovative sink offerings. Here at Carysil we pride ourselves on quality and service. If you need any further information, call our sales team today.



stylish sink accessories



Stylish range of
belfast sinks &
traditional taps
P86-95 & 128-133

contents	
Sinks Intro	04-05
Inset Granite Sinks	06-19
Inset Ceramic Sinks	20-23
Inset Steel Sinks	24-43
Inset Steel Round Bowls	44-45
Undermount/Inset Granite Sinks	46-51
Undermount/Inset Ceramic Sinks	52-57
Undermount/Inset Steel Sinks	58-77
Undermount Steel Sinks	78-85
Belfast Steel Sinks	27
Belfast Ceramic Sinks	86-95
Personalised Sink Branding	96-97
Sink Accessories	98-99
Plumbing Kits	100-101
Sink Technical Specifications	158-167
Taps Intro	102-103
PVD Coloured Taps	104-105
Coloured Taps	106-107
Coloured Spray & Pull Out Spray Taps	108-111
Coloured Quilt Taps	112-113, 118-121
Vibrance Tube/Spray Taps	114-117
Single Lever Taps	122-123
Twin Lever Taps	124-127
Coloured Traditional Taps	128-133
Hot Water Taps Intro	134-135
4 in 1 Taps	136-146
Carysil 3 in 1 Set	147
Duet 2 in 1 Set	148
Hot Water Tanks	149
Sommelier	150-153
Filtered Cold Water	154-155
Personalised Tap Branding & Stands	156-157
Tap Technical Specifications	168-171
Warranty, After Sales Support	172-173

inset granite gavano series • gd100 • gd100L • gd150

The Carysil GAVANO inset sink range offers hard-wearing sinks carefully manufactured using proven German **SCHOCK** technology. Manufactured from 80% Quartz this sleek, minimalistic design hosts no drainer grooves. Available in a choice of contemporary and bold statement colours.

LIFETIME WARRANTY

All of our sinks are backed with a Lifetime Warranty against genuine material and manufacturing defects*.



col107 HALF BOWL COLANDER SHOWN WITH HS925 TAP IN CHROME



gd150 SHOWN WITH HS705 TAP IN CHROME

gd100 SHOWN WITH HS505 TAP IN CHROME



col108 MAIN BOWL COLANDER SHOWN

col107 HALF BOWL COLANDER



- Half bowl steel colander
- Fits Gavano gd150 sinks



col108 MAIN BOWL COLANDER




- Main bowl steel colander
- Fits all granite sinks



inset granite

gavano series • gd100 • gd100L • gd150

AVAILABLE COLOURS



WHITE



BLACK



GRAPHITE



SHADOW GREY



BLUE



YELLOW



RED



BROWN



FOSSIL

SUITABLE
FOR
HOT WATER
TAPS

gd100L
SHOWN WITH HS925 TAP IN CHROME



col108
MAIN BOWL COLANDER SHOWN

gd100
DEEP BOWL GAVANO SINGLE BOWL & DRAINER



- 860mm x 500mm overall size, 200mm “DEEP” bowl
- 80% Quartz content with ULTRA CLEAN anti-bacterial formula
- Can be installed as LH or RH drainer
- Supplied complete with waste, hygienic overflow and fitting clips
- Minimum cabinet width required 450mm
- Waste disposal compatible
- Full plumbing kit included



gd100L
DEEP BOWL GAVANO LARGE SINGLE BOWL & DRAINER



- 1000mm x 500mm overall size, 200mm “DEEP” bowl
- 80% Quartz content with ULTRA CLEAN anti-bacterial formula
- Can be installed as LH or RH drainer
- Supplied complete with waste, hygienic overflow and fitting clips
- Minimum cabinet width required 600mm
- Waste disposal compatible
- Full plumbing kit included



gd150
DEEP BOWL GAVANO 1.5 BOWL & DRAINER



- 1000mm x 500mm overall size, 200mm “DEEP” main bowl
- Internal 345mm x 440mm (main bowl), 155mm x 295mm (small bowl)
- 80% Quartz content with ULTRA CLEAN anti-bacterial formula
- Can be installed as LH or RH drainer
- Supplied complete with wastes, hygienic overflow and fitting clips
- Minimum cabinet width required 600mm
- Waste disposal compatible
- Full plumbing kit included



gd100L
SHOWN WITH HS505 TAP IN CHROME



col108 MAIN BOWL COLANDER SHOWN

pvd coloured waste & overflow options


shown with gavano series • gd100 • gd100L • gd150

Our range of pvd coloured wastes and overflows are available in four stunning finishes. They have been carefully designed to match your sink accessories and chosen tap and will complement any sink that has a 90mm waste outlet.

AVAILABLE COLOURS



• 90mm black powder coated basket strainer waste & overflow



• 90mm gold/brass PVD basket strainer waste & overflow



• 90mm gunmetal PVD basket strainer waste & overflow



• 90mm copper PVD basket strainer waste & overflow



gd150 SHOWN WITH BLACK WASTES & OVERFLOW AND HS945 TAP IN BLACK

gd100

SHOWN WITH PVD COLOURED WASTE & OVERFLOW AND HS195 TAPS IN GUNMETAL & GOLD/BRASS



GUNMETAL WASTE & OVERFLOW



GOLD/BRASS WASTE & OVERFLOW

gd100L

SHOWN WITH PVD COLOURED WASTE & OVERFLOW AND HS195 TAPS IN COPPER & BLACK



COPPER WASTE & OVERFLOW



BLACK WASTE & OVERFLOW

granite single bowl

WASTE KITS



ukh106-bpc
• Black powder coated 90mm basket strainer & rectangular overflow



ukh106-pvd-cop
• PVD copper 90mm basket strainer & rectangular overflow



ukh106-pvd-g/b
• PVD gold/brass 90mm basket strainer & rectangular overflow



ukh106-pvd-gm
• PVD gunmetal 90mm basket strainer & rectangular overflow

granite 1.5/double bowl

WASTE KITS



ukh102-bpc
• Black powder coated 2 x 90mm basket strainers & rectangular overflow



ukh102-pvd-cop
• PVD copper 2 x 90mm basket strainers & rectangular overflow



ukh102-pvd-g/b
• PVD gold/brass 2 x 90mm basket strainers & rectangular overflow



ukh102-pvd-gm
• PVD gunmetal 2 x 90mm basket strainers & rectangular overflow

MATCHING TAPS ARE SHOWN ON PAGES 104-105

inset granite turin series • td100 • td100L • td150

Manufactured from 80% Quartz granite particles with ANTI BACTERIAL properties our TURIN collection of granite inset sinks are manufactured with proven German **SCHOCK** technology.

Featuring a low profile and minimalistic look, they are highly durable, easy to clean, heat, burn and stain resistant and available in a choice of fashionable colours to partner any kitchen style.

AVAILABLE COLOURS



MIDNIGHT BLACK



GUNMETAL GREY




GRAPHITE GREY



WHITE



STONE



td150 SHOWN WITH HS945 TAP IN CHROME

td100L SHOWN WITH HS925 TAP IN BLACK/CHROME



td100L SHOWN WITH HS925 TAP IN WHITE/CHROME




td100N SHOWN WITH HS195 TAP IN BRUSHED STEEL

inset granite

td100

SHOWN WITH HS945 TAP IN GUNMETAL/BRUSHED STEEL



HS705 TAP IN CHROME

turin series • td100 • td100L • td150



td100 SHOWN WITH HS705 TAP IN CHROME

td100N

DEEP BOWL TURIN COMPACT BOWL & DRAINER



- 615mm x 500mm overall size, 200mm "DEEP" main bowl
- 80% Quartz content with ULTRA CLEAN anti-bacterial formula
- Can be installed as LH or RH drainer
- Supplied complete with waste, hygienic overflow and fitting clips
- Minimum cabinet width required 500mm
- Waste disposal compatible
- Full plumbing kit included



td100

DEEP BOWL TURIN SINGLE BOWL & DRAINER



- 860mm x 500mm overall size, 200mm "DEEP" main bowl
- 80% Quartz content with ULTRA CLEAN anti-bacterial formula
- Can be installed as LH or RH drainer
- Supplied complete with waste, hygienic overflow and fitting clips
- Minimum cabinet width required 450mm
- Waste disposal compatible
- Full plumbing kit included



td100L

DEEP BOWL TURIN LARGE SINGLE BOWL & DRAINER



- 1000mm x 500mm overall size, 200mm "DEEP" main bowl
- 80% Quartz content with ULTRA CLEAN anti-bacterial formula
- Can be installed as LH or RH drainer
- Supplied complete with waste, hygienic overflow and fitting clips
- Minimum cabinet width required 600mm
- Waste disposal compatible
- Full plumbing kit included



td150 SHOWN WITH HS1075 TAP IN CHROME



td150

DEEP BOWL TURIN 1.5 BOWL & DRAINER



- 1000mm x 500mm overall size, 200mm "DEEP" main bowl
- 80% Quartz content with ULTRA CLEAN anti-bacterial formula
- Can be installed as LH or RH drainer
- Supplied complete with wastes, hygienic overflow and fitting clips
- Minimum cabinet width required 600mm
- Waste disposal compatible
- Full plumbing kit included



PVD COLOURED WASTES & OVERFLOWS ARE SHOWN ON PAGES 10-11

inset granite vivaldi series • vd100 • vd100L • vd150

Manufactured with proven German **SCHOCK** technology and with 80% Quartz granite particles for durability, colourfastness, heat and stain resistance. Our VIVALDI collection of granite sinks with ANTI BACTERIAL properties make a great addition to any home, in a choice of fashionable colours with varying bowl sizes this linear designed family of models is sure to please.



All of our sinks are backed with a Lifetime Warranty against genuine material and manufacturing defects*.



HS945 series

- AVAILABLE COLOURS
- MATT BLACK
 - GUNMETAL
 - COPPER
 - GOLD
 - CHROME WITH COLOUR ACCENTS
 - BRUSHED STEEL WITH COLOUR ACCENTS

vd150 SHOWN WITH BLACK WASTES & OVERFLOW AND HS945 TAP IN BLACK



vd100L SHOWN WITH GUNMETAL WASTE & OVERFLOW AND HS195 TAP IN GUNMETAL



vd100L
SHOWN WITH HS1075 TAP IN CHROME



All of our sinks are backed with a Lifetime Warranty against genuine material and manufacturing defects*.

inset granite vivaldi series • vd100 • vd100L • vd150

AVAILABLE COLOURS



GRANITE BLACK



GUNMETAL GREY



GRAPHITE GREY



WHITE



CHAMPAGNE



COFFEE

SUITABLE
FOR
HOT WATER
TAPS

vd100 SHOWN WITH HS505 TAP IN CHROME



vd100
DEEP BOWL VIVALDI
COMPACT SINGLE BOWL & DRAINER



- 860mm x 500mm overall size, 205mm “DEEP” main bowl
- 80% Quartz content with ULTRA CLEAN anti-bacterial formula
- Can be installed as LH or RH drainer
- Supplied complete with waste, hygienic overflow and fitting clips
- Minimum cabinet width required 450mm
- Waste disposal compatible
- Full plumbing kit included



vd100L
DEEP BOWL VIVALDI
LARGE SINGLE BOWL & DRAINER



- 1000mm x 500mm overall size, 220mm “DEEP” main bowl
- 80% Quartz content with ULTRA CLEAN anti-bacterial formula
- Can be installed as LH or RH drainer
- Supplied complete with waste, hygienic overflow and fitting clips
- Minimum cabinet width required 600mm
- Waste disposal compatible
- Full plumbing kit included



vd150
DEEP BOWL VIVALDI 1.5 BOWL & DRAINER



- 1000mm x 500mm overall size, 205mm “DEEP” main bowl
- 80% Quartz content with ULTRA CLEAN anti-bacterial formula
- Can be installed as LH or RH drainer
- Supplied complete with wastes, hygienic overflow and fitting clips
- Minimum cabinet width required 600mm
- Waste disposal compatible
- Full plumbing kit included



vd150 SHOWN WITH HS925 TAP IN GUNMETAL/CHROME



pvd coloured wastes & overflows SEE PAGES 10-11 FOR DETAILS

AVAILABLE COLOURS



• 90mm black powder coated basket strainer wastes & overflow



• 90mm gold/brass PVD basket strainer wastes & overflow



• 90mm gunmetal PVD basket strainer wastes & overflow



• 90mm copper PVD basket strainer wastes & overflow

inset ceramic crystal series • cd100LJDM • cd150JDM

The CRYSTAL series has been manufactured from the finest fireclay. Each sink is unique and hand-finished in brilliant white lustre with a high gloss glaze. Ultra-smooth, hard wearing and hygienic makes up just a few of the reasons that this selection of models will complement both traditional and contemporary kitchens alike.

LIFETIME
WARRANTY

All of our sinks are backed with a Lifetime Warranty against genuine material and manufacturing defects*.



ss-fdm UNIVERSAL
FOLDING DRAINER MAT
[see page 98-99 for details]

SUITABLE
FOR
HOT WATER
TAPS



cd100LJDM SHOWN WITH HS925 TAP IN CHROME

cd150JDM SHOWN WITH HS945 TAP IN CHROME



cd100LJDM CRYSTAL DEEP BOWL
LARGE SINGLE BOWL & DRAINER



- 1000mm x 500mm overall size, 200mm deep bowl
- FFC (Fine fireclay material) with hygienic glazed surface
- Supplied as standard with 1 x 90mm chrome waste & overflow
- Minimum cabinet width required 600mm
- Waste disposal compatible
- +/- 2% tolerance in manufacturing

LIFETIME
WARRANTY

CE
APPROVED

UK
CA

cd150JDM CRYSTAL DEEP BOWL
1.5 SINGLE BOWL & DRAINER



- 1000mm x 500mm overall size, 200mm deep main bowl
- FFC (Fine fireclay material) with hygienic glazed surface
- Supplied as standard with 2 x 90mm chrome wastes & 1 x overflow
- Minimum cabinet width required 600mm
- Waste disposal compatible
- +/- 2% tolerance in manufacturing

LIFETIME
WARRANTY

CE
APPROVED

UK
CA

pvd coloured waste & overflow options

shown with crystal series • cd100LJDM • cd150JDM

Our range of pvd coloured wastes and overflows are available in four stunning finishes. They have been carefully designed to match your sink accessories and chosen tap and will complement any sink that has a 90mm waste outlet.



cd100LJDM SHOWN WITH GOLD/BRASS WASTE & OVERFLOW AND HS945 TAP IN GOLD

cd150JDM

SHOWN WITH PVD COLOURED WASTES & OVERFLOW AND HS935 TAPS IN BLACK & GOLD/BRASS



BLACK WASTES & OVERFLOW



GOLD/BRASS WASTES & OVERFLOW

cd150JDM

SHOWN WITH PVD COLOURED WASTES & OVERFLOW AND HS935 TAPS IN COPPER & GUNMETAL



COPPER WASTES & OVERFLOW



GUNMETAL WASTES & OVERFLOW

cd100LJDM WASTE KITS

		ukh057-nyl • Black 90mm basket strainer ukh057-bpc • Black powder coated round overflow
		ukh055-pvdcop • PVD copper 90mm basket strainer & round overflow
		ukh055-pvdg/b • PVD gold/brass 90mm basket strainer & round overflow
		ukh055-pvdgm • PVD gunmetal 90mm basket strainer & round overflow

cd150JDM WASTE KITS

		ukh058-nyl • Black 90mm basket strainers x 2 ukh058-bpc • Black powder coated round overflow
		ukh056-pvdcop • PVD copper 2 x 90mm basket strainers & round overflow
		ukh056-pvdg/b • PVD gold/brass 2 x 90mm basket strainers & round overflow
		ukh056-pvdgm • PVD gunmetal 2 x 90mm basket strainers & round overflow

MATCHING TAPS ARE SHOWN ON PAGES 104-105

inset steel 'ZERO' (0MM) INTERNAL CORNER RADIUS quadro series • qd100 • qd100L • qd150


The stunning range of QUADRO 'zero' (0mm) radius bowls are fabricated and finished by hand to ensure both accuracy and quality. Manufactured from 1.0mm surgical grade SS304 brushed steel and finished perfectly on the underside, with a special sound and heat reducing coating they are produced to exacting standards.

LIFETIME WARRANTY

All of our sinks are backed with a Lifetime Warranty against genuine material and manufacturing defects*.



HS925 TAP IN CHROME



qd150 SHOWN WITH HS925 TAP IN BRUSHED STEEL AND INCLUSIVE POP-UP WASTE

qd100
DEEP BOWL QUADRO SINGLE BOWL & DRAINER



- 860mm x 500mm overall size, 190mm deep bowl
- Internal 400mm x 380mm bowl
- Reversible design with pop-up waste (included)
- SS304 (1.0mm) steel, powder coated underside
- Supplied complete with wastes and hygienic overflow
- Minimum cabinet width required 500mm
- Waste disposal compatible
- Uses Carysil ukh039/60 plumbing kits (page 100)
- McAlpine plumbing kits are available on page 101



qd100L
DEEP BOWL QUADRO LARGE SINGLE BOWL & DRAINER



- 1000mm x 500mm overall size, 190mm deep bowl
- Internal 530mm x 380mm bowl
- Reversible design with pop-up waste (included)
- SS304 (1.0mm) steel, powder coated underside
- Supplied complete with wastes and hygienic overflow
- Minimum cabinet width required 600mm
- Waste disposal compatible
- Uses Carysil ukh039/60 plumbing kits (page 100)
- McAlpine plumbing kits are available on page 101




qd150
DEEP BOWL QUADRO 1.5 BOWL & DRAINER



- 1000mm x 500mm overall size, 190mm deep main bowl
- Internal 350mm x 380mm (main bowl), 185mm x 380mm (small bowl)
- Reversible design with pop-up waste (included)
- SS304 (1.0mm) steel, powder coated underside
- Supplied complete with wastes and hygienic overflow
- Minimum cabinet width required 800mm
- Waste disposal compatible
- Uses Carysil ukh040/61 plumbing kits (page 100)
- McAlpine plumbing kits are available on page 101



qd100 SHOWN WITH HS1075 TAP IN BRUSHED STEEL AND INCLUSIVE POP-UP WASTE



qd100L SHOWN WITH HS1075 TAP IN BRUSHED STEEL AND INCLUSIVE POP-UP WASTE



inset steel 'ZERO' (0MM) INTERNAL CORNER RADIUS quadro series • qu450 • qu600



qu450 SHOWN WITH HS925 TAP IN BRUSHED STEEL

LIFETIME WARRANTY
All of our sinks are backed with a Lifetime Warranty against genuine material and manufacturing defects*.



qu600 SHOWN WITH HS1075 TAP IN BRUSHED STEEL

qu450
DEEP BOWL QUADRO SINGLE BOWL
INSET ONLY



- 450mm x 500mm overall size, 200mm deep bowl
- Internal 400mm x 400mm bowl
- Features tap ledge with central tap hole position
- SS304 (1.0mm) steel, powder coated underside
- Supplied complete with waste and hygienic overflow
- Minimum cabinet width required 450mm
- Waste disposal compatible
- Uses Carysil ukh039/60 plumbing kits (page 100)
- McAlpine plumbing kits are available on page 101



qu600
DEEP BOWL QUADRO SINGLE BOWL
INSET ONLY



- 600mm x 500mm overall size, 200mm deep bowl
- Internal 550mm x 400mm bowl
- Features tap ledge with central tap hole position
- SS304 (1.0mm) steel, powder coated underside
- Supplied complete with waste and hygienic overflow
- Minimum cabinet width required 600mm
- Waste disposal compatible
- Uses Carysil ukh039/60 plumbing kits (page 100)
- McAlpine plumbing kits are available on page 101



steel belfast quadro 'belfast style'



sb-trad SHOWN WITH HS925 TAP IN CHROME

sb-trad
DEEP BOWL QUADRO BELFAST



- 600mm x 465mm x 254mm overall size
- Apron front sit-on design
- Hand fabricated in brushed steel
- Supplied complete with 90mm waste and overflow (chrome finish)
- Minimum cabinet width required 600mm/ custom housing
- Waste disposal compatible
- Uses Carysil ukh039/60 plumbing kits (page 100)
- McAlpine plumbing kits are available on page 101
- +/- 2% tolerance in manufacturing



PLUMBING KITS ARE
SHOWN ON PAGES 100-101

inset steel

Our MINIMALIST family of low profile/flush fitting steel inset sinks are available in a wide combination of sizing and bowl choices. Featuring a minimalistic no pattern drainer, radius 25mm bowls and partnered with a fashionable ‘square’ waste system and concealed hygienic overflow they will make a bold statement in any kitchen.

Manufactured from SS304 surgical grade steel in a brushed finish that will ensure the longevity, look and hygienic properties of this sink for years to come.

LIFETIME WARRANTY

All of our sinks are backed with a Lifetime Warranty against genuine material and manufacturing defects*.



HS955 TAP IN CHROME

minimalist series • em07 • em06 • em05



em07

DEEP BOWL MINIMALIST
COMPACT SINGLE BOWL & DRAINER



- 800mm x 520mm overall size, 206mm “DEEP” main bowl
- LH or RH drainer available
- SS304 (0.8mm) steel
- Supplied complete with waste, hygienic overflow and fitting clips
- Minimum cabinet width required 450mm
- Waste disposal compatible
- Uses Carysil ukh039/60 plumbing kits (page 100)
- McAlpine plumbing kits are available on page 101



em06

DEEP BOWL MINIMALIST
LARGE SINGLE BOWL & DRAINER




- 1000mm x 520mm overall size, 216mm “DEEP” main bowl
- LH or RH drainer available
- SS304 (0.8mm) steel
- Supplied complete with waste, hygienic overflow and fitting clips
- Minimum cabinet width required 600mm
- Waste disposal compatible
- Uses Carysil ukh039/60 plumbing kits (page 100)
- McAlpine plumbing kits are available on page 101



em05

DEEP BOWL MINIMALIST 1.5 BOWL & DRAINER



- 1000mm x 520mm overall size, 206mm “DEEP” main bowl
- LH or RH drainer available
- SS304 (0.8mm) steel
- Supplied complete with wastes, hygienic overflow and fitting clips
- Minimum cabinet width required 600mm
- Waste disposal compatible
- Uses Carysil ukh040/61 plumbing kits (page 100)
- McAlpine plumbing kits are available on page 101



ukh039

SINGLE BOWL PLUMBING KIT



- Twin appliance inlets
- Suits all singular bowls
- UK compatible



ukh040

2 BOWL PLUMBING KIT



- Twin appliance inlets
- Suits all double bowl models
- UK compatible



SPACE SAVER UKH060/61 PLUMBING KITS
ARE SHOWN ON PAGE 100

inset steel rhombus series • em03 • em02 • em01 • em08

Our RHOMBUS range of steel inset sinks are available in a wide combination of sizing and bowl choices, featuring a linear drainer style, radius 25mm deep bowls with a concealed hygienic overflow.

Manufactured from SS304 (0.8mm) surgical grade steel in a brushed finish, that will ensure the longevity, look and hygienic properties of this sink for its entire lifetime.



All of our sinks are backed with a Lifetime Warranty against genuine material and manufacturing defects*.

em08 DEEP BOWL RHOMBUS 1.5 BOWL LH ONLY



- 625mm x 520mm overall size, 200mm "DEEP" main bowl
- LH main bowl design
- SS304 (0.8mm) steel
- Supplied complete with wastes, hygienic overflow and fitting clips
- Minimum cabinet width required 600mm
- Waste disposal compatible
- Uses Carysil ukh040/61 plumbing kits (page 100)
- McAlpine plumbing kits are available on page 101



em03 SHOWN WITH HS975 TAP IN BRUSHED STEEL

em03 DEEP BOWL RHOMBUS COMPACT SINGLE BOWL & DRAINER



- 800mm x 500mm overall size, 202mm "DEEP" main bowl
- LH or RH drainer available
- SS304 (0.8mm) steel
- Supplied complete with waste, hygienic overflow and fitting clips
- Minimum cabinet width required 450mm
- Waste disposal compatible
- Uses Carysil ukh039/60 plumbing kits (page 100)
- McAlpine plumbing kits are available on page 101



em02 DEEP BOWL RHOMBUS LARGE SINGLE BOWL & DRAINER



- 1000mm x 500mm overall size, 212mm "DEEP" main bowl
- LH or RH drainer available
- SS304 (0.8mm) steel
- Supplied complete with waste, hygienic overflow and fitting clips
- Minimum cabinet width required 600mm
- Waste disposal compatible
- Uses Carysil ukh039/60 plumbing kits (page 100)
- McAlpine plumbing kits are available on page 101



em01 DEEP BOWL RHOMBUS 1.5 BOWL & DRAINER



- 1000mm x 500mm overall size, 202mm "DEEP" main bowl
- LH or RH drainer available
- SS304 (0.8mm) steel
- Supplied complete with wastes, hygienic overflow and fitting clips
- Minimum cabinet width required 600mm
- Waste disposal compatible
- Uses Carysil ukh040/61 plumbing kits (page 100)
- McAlpine plumbing kits are available on page 101



em01 SHOWN WITH HS945 TAP IN CHROME



inset steel

Our ECHO range of steel inset sinks feature a ‘straight bar’ drainer style and incorporate classic radius shaped deep bowls with a concealed hygienic overflow system.

Manufactured totally from durable and hygienic SS304 surgical grade steel in a brushed steel finish, in a range of bowl options they will complement any kitchen.

LIFETIME
WARRANTY

All of our sinks are backed with a Lifetime Warranty against genuine material and manufacturing defects*.



gcb01 UNIVERSAL BLACK GLASS
CHOPPING BOARD (see pages 98-99 for details)

echo series • et17 • et16 • et15 • et18



et18 SHOWN WITH
OPTIONAL SQUARE WASTES
& HS925 TAP IN CHROME



et15 SHOWN WITH HS925 TAP IN CHROME

PLUMBING KITS ARE SHOWN ON PAGES 100-101



et16 SHOWN WITH HS935 TAP IN CHROME



et17 SHOWN WITH HS925 TAP IN CHROME

et17
DEEP BOWL ECHO
COMPACT SINGLE BOWL & DRAINER



- 800mm x 500mm overall size, 200mm “DEEP” main bowl
- Reversible drainer design
- SS304 (0.8mm) steel
- Supplied complete with round waste, hygienic overflow and fitting clips
- Minimum cabinet width required 450mm
- Waste disposal compatible
- Uses Carysil ukh039/60 plumbing kits (page 100)
- McAlpine plumbing kits are available on page 101

LIFETIME
WARRANTY

CE
APPROVED

UK
CA

et16
DEEP BOWL ECHO
LARGE SINGLE BOWL & DRAINER



- 1000mm x 500mm overall size, 200mm “DEEP” main bowl
- Reversible drainer design
- SS304 (0.8mm) steel
- Supplied complete with round waste, hygienic overflow and fitting clips
- Minimum cabinet width required 600mm
- Waste disposal compatible
- Uses Carysil ukh039/60 plumbing kits (page 100)
- McAlpine plumbing kits are available on page 101

LIFETIME
WARRANTY

CE
APPROVED

UK
CA

et15
DEEP BOWL ECHO 1.5 BOWL & DRAINER




- 1000mm x 500mm overall size, 200mm “DEEP” main bowl
- Reversible drainer design
- SS304 (0.8mm) steel
- Supplied complete with round wastes, hygienic overflow and fitting clips
- Minimum cabinet width required 600mm
- Waste disposal compatible
- Uses Carysil ukh040/61 plumbing kits (page 100)
- McAlpine plumbing kits are available on page 101

LIFETIME
WARRANTY

CE
APPROVED

UK
CA

et18
DEEP BOWL ECHO DOUBLE BOWL & DRAINER



- 1160mm x 500mm overall size, 200mm “DEEP” main bowl
- Reversible drainer design
- SS304 (0.8mm) steel
- Supplied complete with round wastes, hygienic overflow and fitting clips
- Minimum cabinet width required 800mm
- Waste disposal compatible
- Uses Carysil ukh040/61 plumbing kits (page 100)
- McAlpine plumbing kits are available on page 101

LIFETIME
WARRANTY

CE
APPROVED

UK
CA

inset steel

The SONATA range of steel inset sinks feature a linear grooved drainer style and incorporate rectangular styling to the bowls. They feature our concealed hygienic overflow system, manufactured totally from durable and hygienic SS304 surgical grade steel in a satin steel finish.

LIFETIME
WARRANTY

All of our sinks are backed with a Lifetime Warranty against genuine material and manufacturing defects*.



HS925 TAP IN GRAPHITE/CHROME

sonata series • sd100L • sd150



sd100L SHOWN WITH HS925 TAP IN GRAPHITE/CHROME

sd100L

SONATA LARGE SINGLE BOWL & DRAINER



- 1000mm x 500mm overall size, 185mm deep main bowl
- Reversible drainer design
- SS304 (0.7mm) steel
- Supplied complete with waste, hygienic overflow and fitting clips
- Minimum cabinet width required 600mm
- Waste disposal compatible
- Uses Carysil ukh039/60 plumbing kits (page 100)
- McAlpine plumbing kits are available on page 101

LIFETIME
WARRANTY

CE
APPROVED

UK
CA

sd150

SONATA 1.5 BOWL & DRAINER



- 1000mm x 500mm overall size, 185mm deep main bowl
- Reversible drainer design
- SS304 (0.7mm) steel
- Supplied complete with wastes, hygienic overflow and fitting clips
- Minimum cabinet width required 600mm
- Waste disposal compatible
- Uses Carysil ukh040/61 plumbing kits (page 100)
- McAlpine plumbing kits are available on page 101

LIFETIME
WARRANTY

CE
APPROVED

UK
CA



ukh039

SINGLE BOWL PLUMBING KIT



- Twin appliance inlets
- Suits all singular bowls
- UK compatible



CE
APPROVED

UK
CA

ukh040

2 BOWL PLUMBING KIT



- Twin appliance inlets
- Suits all double bowl models
- UK compatible



CE
APPROVED

UK
CA

SPACE SAVER UKH060/61 PLUMBING KITS
ARE SHOWN ON PAGE 100

inset steel

The LIVANNA range of classic steel inset sinks feature a reversible graduated linear grooved drainer with rectangular styled bowls. Manufactured from durable and hygienic SS304 surgical grade steel in a satin steel finish.

LIFETIME
WARRANTY

All of our sinks are backed with a Lifetime Warranty against genuine material and manufacturing defects*.



SHOWN WITH
OPTIONAL SQUARE
WASTE

livanna series • ld100L • ld150



ld150 SHOWN WITH STANDARD ROUND WASTES & HS505 TAP IN CHROME

gcb01 UNIVERSAL BLACK GLASS
CHOPPING BOARD (see page 98-99 for details)



ld100L SHOWN WITH STANDARD ROUND WASTE & HS945 TAP IN BLACK



SHOWN WITH
OPTIONAL SQUARE WASTE

ld100L

LIVANNA LARGE SINGLE BOWL & DRAINER



- 950mm x 508mm overall size, 150mm main bowl
- Reversible drainer design
- SS304 (0.7mm) steel
- Supplied complete with round waste, overflow and fitting clips
- Minimum cabinet width required 600mm
- Waste disposal compatible
- Uses Carylil ukh039/60 plumbing kits (page 100)
- McAlpine plumbing kits are available on page 101

LIFETIME
WARRANTY

CE
APPROVED

UK
CA

ld150

LIVANNA 1.5 BOWL & DRAINER



- 950mm x 508mm overall size, 150mm main bowl
- Reversible drainer design
- SS304 (0.7mm) steel
- Supplied complete with round wastes, overflow and fitting clips
- Minimum cabinet width required 600mm
- Waste disposal compatible
- Uses Carylil ukh040/61 plumbing kits (page 100)
- McAlpine plumbing kits are available on page 101

LIFETIME
WARRANTY

CE
APPROVED

UK
CA

inset steel

The KONA collection of steel inset sinks offer flexibility and affordability, classic radius bowl styling and the choice of three models, compact and large SB/SD along with a 1.5 bowl option. Manufactured from hygienic SS304 surgical grade steel making this collection suitable for any kitchen project.

LIFETIME
WARRANTY

All of our sinks are backed with a Lifetime Warranty against genuine material and manufacturing defects*.



kd100
COMPACT

PLUMBING KITS ARE
SHOWN ON PAGE 129

kona series • kd100 • kd100L • kd150



kd100

COMPACT SHOWN WITH HS945 TAP IN BLACK/BRUSHED
STEEL & GCB01 UNIVERSAL BLACK GLASS CHOPPING BOARD

SUITABLE
FOR
HOT WATER
TAPS

kd100

KONA COMPACT SINGLE BOWL & DRAINER



- 860mm x 500mm overall size, 170mm deep main bowl
- Reversible drainer design
- SS304 (0.6mm) steel
- Supplied complete with waste, round overflow and fitting clips
- Minimum cabinet width required 450mm
- Waste disposal compatible
- Uses Carysil ukh039/60 plumbing kits (page 100)
- McAlpine plumbing kits are available on page 101

LIFETIME
WARRANTY

CE
APPROVED

UK
CA

kd100L

KONA LARGE SINGLE BOWL & DRAINER



- 965mm x 500mm overall size, 170mm deep main bowl
- Reversible drainer design
- SS304 (0.6mm) steel
- Supplied complete with waste, round overflow and fitting clips
- Minimum cabinet width required 500mm
- Waste disposal compatible
- Uses Carysil ukh039/60 plumbing kits (page 100)
- McAlpine plumbing kits are available on page 101

LIFETIME
WARRANTY

CE
APPROVED

UK
CA

kd150

KONA 1.5 BOWL & DRAINER



- 965mm x 500mm overall size, 140mm deep main bowl
- Reversible drainer design
- SS304 (0.6mm) steel
- Supplied complete with wastes, round overflow and fitting clips
- Minimum cabinet width required 600mm
- Waste disposal compatible
- Uses Carysil ukh040/61 plumbing kits (page 100)
- McAlpine plumbing kits are available on page 101

LIFETIME
WARRANTY

CE
APPROVED

UK
CA

kd100L SHOWN WITH HS945 TAP IN CHROME



kd150L SHOWN WITH HS945 TAP IN BLACK/BRUSHED STEEL



inset steel

The EASY range of steel inset sinks feature a planked style drainer and incorporate classic radius styling to the bowls. Manufactured totally from durable and hygienic SS304 surgical grade steel, in a brushed steel finish they provide an affordable option for contract or budget opportunities where cost and quality are of equal importance.

LIFETIME
WARRANTY

All of our sinks are backed with a Lifetime Warranty against genuine material and manufacturing defects*.



HS205 TAP IN CHROME
ALSO AVAILABLE IN BRUSHED STEEL

easy series • ea10 • ea09 • ea08



ea09 SHOWN WITH
HS205 TAP IN CHROME

ea10

EASY COMPACT SINGLE BOWL & SHORT DRAINER



- 580mm x 488mm overall size, 170mm deep main bowl
- Reversible drainer design
- SS304 (0.5mm) steel
- Supplied complete with waste, round overflow and fitting clips
- Minimum cabinet width required 500mm
- Waste disposal compatible
- Uses Carysil ukh039/60 plumbing kits (page 100)
- McAlpine plumbing kits are available on page 101



ea08

EASY SINGLE BOWL & DRAINER



- 965mm x 500mm overall size, 160mm deep main bowl
- Reversible drainer design
- SS304 (0.5mm) steel
- Supplied complete with waste, round overflow and fitting clips
- Minimum cabinet width required 600mm
- Waste disposal compatible
- Uses Carysil ukh039/60 plumbing kits (page 100)
- McAlpine plumbing kits are available on page 101



ea09

EASY 1.5 BOWL & DRAINER



- 965mm x 500mm overall size, 160mm deep main bowl
- Reversible drainer design
- SS304 (0.5mm) steel
- Supplied complete with wastes, round overflow and fitting clips
- Minimum cabinet width required 600mm
- Waste disposal compatible
- Uses Carysil ukh040/61 plumbing kits (page 100)
- McAlpine plumbing kits are available on page 101



ea10 SHOWN WITH HS705 TAP IN CHROME



ea08 SHOWN WITH HS305 TAP IN CHROME



inset steel

easy series • ea05 • ea06 • ea07



ea07 SHOWN WITH HS945 TAP IN BLACK/BRUSHED STEEL

ea05

EASY COMPACT SINGLE BOWL & DRAINER



- 860mm x 500mm overall size, 160mm deep main bowl
- Reversible drainer design
- SS304 (0.5mm) steel
- Supplied complete with waste, overflow and fitting clips
- Minimum cabinet width required 500mm
- Waste disposal compatible
- Uses Carysil ukh039/60 plumbing kits (page 100)
- McAlpine plumbing kits are available on page 101



ea06

EASY SINGLE BOWL & DRAINER



- 965mm x 500mm overall size, 160mm deep main bowl
- Reversible drainer design
- SS304 (0.5mm) steel
- Supplied complete with waste, overflow and fitting clips
- Minimum cabinet width required 500mm
- Waste disposal compatible
- Uses Carysil ukh039/60 plumbing kits (page 100)
- McAlpine plumbing kits are available on page 101



ea07

EASY 1.5 BOWL & DRAINER



- 965mm x 500mm overall size, 160mm deep main bowl
- Reversible drainer design
- SS304 (0.5mm) steel
- Supplied complete with wastes, overflow and fitting clips
- Minimum cabinet width required 600mm
- Waste disposal compatible
- Uses Carysil ukh040/61 plumbing kits (page 100)
- McAlpine plumbing kits are available on page 101



ea05 SHOWN WITH HS945 TAP IN BLACK/BRUSHED STEEL



ea06 SHOWN WITH HS505 TAP IN CHROME



inset steel classic round bowl series • 1011d1 • 1011d2 • 1011d3

Our CLASSIC round bowls manufactured fully from SS304 surgical grade steel can be used singularly, with separate drainer or partnered together to form a total work centre. Deep bowl design and the choice of with or without tap ledge design provide flexibility and functionality within compact areas.

LIFETIME
WARRANTY

All of our sinks are backed with a Lifetime Warranty against genuine material and manufacturing defects*.

1011d1 CLASSIC DEEP ROUND BOWL



- 440mm diameter, 185mm deep bowl
- SS304 (0.8mm) steel
- Supplied complete with 90mm waste, overflow and fitting clips
- Minimum cabinet width required 500mm
- Waste disposal compatible
- Uses Carysil ukh039/60 plumbing kits (page 100)
- McAlpine plumbing kits are available on page 101



1011d1 SHOWN WITH HS925 TAP IN CHROME

1011d1 & 1011d2 drainer SHOWN WITH WB11 WIRE BASKET & HS925 TAP IN CHROME



1011d2
CLASSIC ROUND DRAINER



- 440mm diameter, 50mm deep drainer
- SS304 (0.8mm) steel
- Supplied complete with 50mm waste and fitting clips
- Minimum cabinet width required 500mm
- Uses Carysil ukh039/60 plumbing kits (page 100)
- McAlpine plumbing kits are available on page 101



1011d3
CLASSIC ROUND BOWL
INCORPORATING TAP LEDGE



- 510mm diameter, 180mm deep bowl
- SS304 (0.8mm) steel
- Supplied complete with 90mm waste overflow and fitting clips
- Minimum cabinet width required 450mm
- Waste disposal compatible
- Uses Carysil ukh039/60 plumbing kits (page 100)
- McAlpine plumbing kits are available on page 101



undermount/inset granite enigma series • en340 • en400 • en500 • en50

The ENIGMA series offers sleek hard-wearing sinks suitable for inset or undermount installation. Using proven German **SCHOCK** technology they are manufactured from 80% Quartz granite particles for durability, colourfastness, heat and stain resistance. Available in a choice of modern colours to complement any kitchen design or worksurface.

LIFETIME
WARRANTY

All of our sinks are backed with a Lifetime Warranty against genuine material and manufacturing defects*.



en340
SHOWN IN UNDERMOUNT SETTING

AVAILABLE COLOURS



BLUE



GRANITE BLACK



GUNMETAL GREY



GRAPHITE GREY



FOSSIL



CHAMPAGNE



WHITE



SUITABLE
FOR
HOT WATER
TAPS

INSET SETTING
en340 SHOWN WITH HS705 TAP IN CHROME

en400 SHOWN WITH GUNMETAL WASTE & OVERFLOW AND HS195 TAP IN GUNMETAL



INSET SETTING



UNDERMOUNT SETTING

en340 ENIGMA COMPACT SINGLE BOWL UNDERMOUNT OR INSET



- 370mm x 460mm overall size, 200mm deep bowl
- 340mm x 400mm internal bowl size
- Can be used as undermount or inset sink
- 80% Quartz content with ULTRA CLEAN anti-bacterial formula
- Supplied complete with waste, hygienic overflow and fitting clips
- Minimum cabinet width required 450mm
- Waste disposal compatible
- Full plumbing kit included

LIFETIME
WARRANTY

CE
APPROVED

UK
CA

en400 ENIGMA MID SINGLE BOWL UNDERMOUNT OR INSET



- 430mm x 460mm overall size, 200mm deep bowl
- 400mm x 400mm internal bowl size
- Can be used as undermount or inset sink
- 80% Quartz content with ULTRA CLEAN anti-bacterial formula
- Supplied complete with waste, hygienic overflow and fitting clips
- Minimum cabinet width required 500mm
- Waste disposal compatible
- Full plumbing kit included

LIFETIME
WARRANTY

CE
APPROVED

UK
CA

undermount/inset granite enigma series • en340 • en400 • en500 • en50

SUITABLE FOR HOT WATER TAPS



Inset setting of the en500 sink with a copper tap. The sink is dark grey/black with a copper waste and overflow. The tap is a high-arc, single-lever design in copper.

UNDERMOUNT SETTING



Undermount setting of the en500 sink with a copper tap. The sink is dark grey/black with a copper waste and overflow. The tap is a high-arc, single-lever design in copper.

en500 ENIGMA LARGE SINGLE BOWL UNDERMOUNT OR INSET



- 530mm x 460mm overall size, 200mm deep bowl
- 500mm x 400mm internal bowl size
- Can be used as undermount or inset sink
- 80% Quartz content with ULTRA CLEAN anti-bacterial formula
- Supplied complete with waste, hygienic overflow and fitting clips
- Minimum cabinet width required 600mm
- Waste disposal compatible
- Full plumbing kit included



en50 ENIGMA 1.5 BOWL REVERSIBLE UNDERMOUNT OR INSET



- 555mm x 460mm overall size, 200mm deep main bowl
- Internal 335mm x 400mm (main bowl), 155mm x 400 (half bowl)
- Can be used as undermount or inset sink
- 80% Quartz content with ULTRA CLEAN anti-bacterial formula
- Supplied complete with waste, hygienic overflow and fitting clips
- Minimum cabinet width required 600mm
- Waste disposal compatible
- Full plumbing kit included



INSET SETTING



en50 SHOWN WITH COPPER WASTES & OVERFLOW AND HS195 TAP IN COPPER

UNDERMOUNT SETTING



Undermount setting of the en50 sink with a gold/brass tap. The sink is dark grey/black with gold/brass waste and overflow. The tap is a high-arc, single-lever design in gold/brass.

en50 SHOWN WITH GOLD/BRASS WASTES & OVERFLOW AND HS195 TAP IN GOLD

granite single bowl

WASTE KITS

- | | | |
|---|---|---|
|  |  | ukh106-bpc <ul style="list-style-type: none">• Black powder coated 90mm basket strainer & rectangular overflow |
|  |  | ukh106-pvdcop <ul style="list-style-type: none">• PVD copper 90mm basket strainer & rectangular overflow |
|  |  | ukh106-pvdg/b <ul style="list-style-type: none">• PVD gold/brass 90mm basket strainer & rectangular overflow |
|  |  | ukh106-pvdgm <ul style="list-style-type: none">• PVD gunmetal 90mm basket strainer & rectangular overflow |

granite 1.5/double bowl

WASTE KITS

- | | | |
|---|---|--|
|  |  | ukh102-bpc <ul style="list-style-type: none">• Black powder coated 2 x 90mm basket strainers & rectangular overflow |
|  |  | ukh102-pvd-cop <ul style="list-style-type: none">• PVD copper 2 x 90mm basket strainers & rectangular overflow |
|  |  | ukh102-pvd-g/b <ul style="list-style-type: none">• PVD gold/brass 2 x 90mm basket strainers & rectangular overflow |
|  |  | ukh102-pvd-gm <ul style="list-style-type: none">• PVD gunmetal 2 x 90mm basket strainers & rectangular overflow |

MATCHING TAPS ARE SHOWN ON PAGES 104-105

undermount/inset granite quadrus series • sn60 • sn70 • wn80

SUITABLE FOR
HOT WATER
TAPS



UNDERMOUNT ONLY

wn80 SHOWN WITH HS925 TAP IN GRAPHITE/CHROME



Manufactured from 80% Quartz granite particles our QUADRUS collection of granite undermount/ inset sinks are manufactured with proven German **SCHOCK** technology and ANTI BACTERIAL properties.

Featuring a super smooth, super hard, colourfast quartz material with a choice of bowl sizes and up to date colours. Our quartz granite undermounts are the perfect partner for today's solid surfaces.

LIFETIME
WARRANTY

All of our sinks are backed with a Lifetime Warranty against genuine material and manufacturing defects*.

sn60 QUADRUS SINGLE BOWL UNDERMOUNT OR INSET



- 533mm x 457mm overall size, 209mm deep bowl
 - 469mm x 394mm internal bowl size
 - Can be used as undermount or inset sink
 - 80% Quartz content with ULTRA CLEAN anti-bacterial formula
 - Supplied complete with waste, hygienic overflow and fitting clips
 - Minimum cabinet width required 600mm
 - Waste disposal compatible
 - Full plumbing kit included
- LIFETIME
WARRANTY

CE
APPROVED

UK
CA

AVAILABLE COLOURS



GRANITE BLACK



GUNMETAL GREY



GRAPHITE GREY



CHAMPAGNE



WHITE



sn70 SHOWN WITH HS925 TAP IN WHITE/CHROME

sn70 QUADRUS LARGE SINGLE BOWL UNDERMOUNT OR INSET



- 610mm x 457mm overall size, 210mm deep bowl
 - 544mm x 394mm internal bowl size
 - Can be used as undermount or inset sink
 - 80% Quartz content with ULTRA CLEAN anti-bacterial formula
 - Supplied complete with waste, hygienic overflow and fitting clips
 - Minimum cabinet width required 600mm (bowl only)
 - Waste disposal compatible
 - Full plumbing kit included
- LIFETIME
WARRANTY

CE
APPROVED

UK
CA

wn80 QUADRUS EXTRA LARGE BOWL UNDERMOUNT ONLY



- 774mm x 434mm overall size, 220mm deep bowl
 - 720mm x 370mm internal bowl size
 - Can be used as undermount only
 - 80% Quartz content with ULTRA CLEAN anti-bacterial formula
 - Supplied complete with waste, hygienic overflow and fitting clips
 - Minimum cabinet width required 800mm
 - Waste disposal compatible
 - Full plumbing kit included
- LIFETIME
WARRANTY

CE
APPROVED

UK
CA

undermount/inset ceramic

crystal series • cben340 • cben400 • cben500 • cben50

The CRYSTAL series has been manufactured from the finest fireclay. Each sink is unique and hand-finished in brilliant white lustre with a high gloss glaze. Ultra-smooth, hard wearing and hygienic makes up just a few of the reasons that this selection of models will complement both traditional and contemporary kitchens alike.

LIFETIME WARRANTY

All of our sinks are backed with a Lifetime Warranty against genuine material and manufacturing defects*.

cben500
CRYSTAL LARGE SINGLE BOWL
UNDERMOUNT OR INSET



- 526mm x 460mm overall size, 195mm deep bowl
- 490mm x 390mm internal bowl size
- FFC (Fine fireclay material) with hygienic glazed surface
- Supplied as standard with 1 x 90mm chrome waste & overflow
- Minimum cabinet width required 600mm
- Waste disposal compatible
- +/- 2% tolerance in manufacturing
- Uses Carysil ukh039/60 plumbing kits (page 100)
- McAlpine plumbing kits are available on page 101



INSET SETTING

cben500 SHOWN WITH
CHROME WASTE & OVERFLOW AND
HS145 TAP IN BRUSHED STEEL/
WHITE TUBE

SUITABLE
FOR
HOT WATER
TAPS



UNDERMOUNT SETTING

SEE PAGES 112-113 & 120-121 FOR DETAILS OF TAPS SHOWN



cben340
SHOWN WITH GOLD/BRASS
WASTE & OVERFLOW AND
HS145 TAP IN BRASS/
WHITE TUBE

INSET SETTING



cben340
CRYSTAL COMPACT SINGLE BOWL UNDERMOUNT OR INSET

- 370mm x 460mm overall size, 197mm deep bowl
- 332mm x 390mm internal bowl size
- FFC (Fine fireclay material) with hygienic glazed surface
- Supplied as standard with 1 x 90mm chrome waste & overflow
- Minimum cabinet width required 450mm
- Waste disposal compatible
- +/- 2% tolerance in manufacturing
- Uses Carysil ukh039/60 plumbing kits (page 100)
- McAlpine plumbing kits are available on page 101



cben400
SHOWN WITH BLACK WASTE
& OVERFLOW AND HS150 TAP
IN MATT BLACK WITH COPPER
HAND WHEELS & BASE RINGS

UNDERMOUNT
SETTING



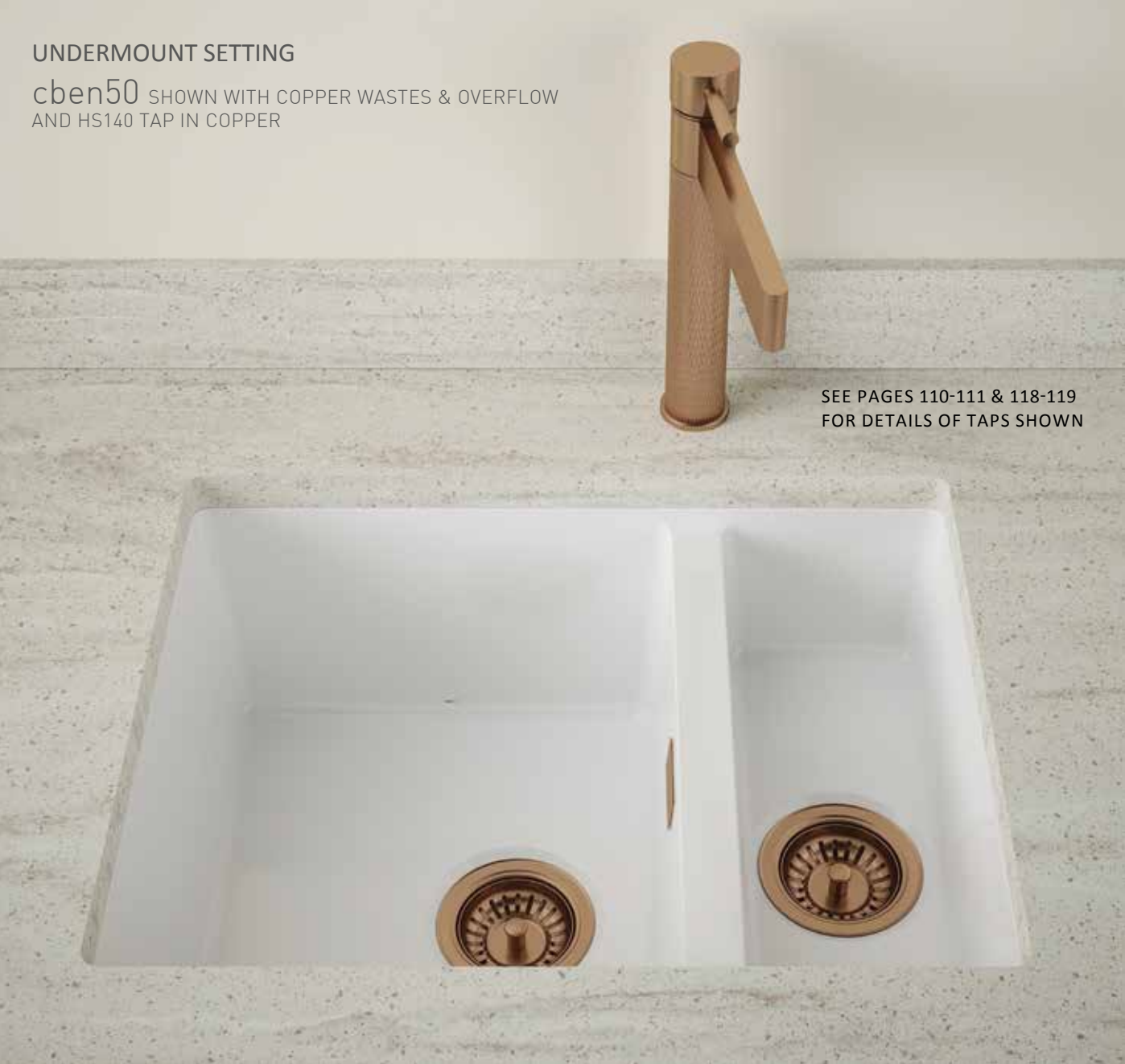
cben400
CRYSTAL MID SINGLE BOWL UNDERMOUNT OR INSET

- 428mm x 460mm overall size, 196mm deep bowl
- 390mm x 390mm internal bowl size
- FFC (Fine fireclay material) with hygienic glazed surface
- Supplied as standard with 1 x 90mm chrome waste & overflow
- Minimum cabinet width required 500mm
- Waste disposal compatible
- +/- 2% tolerance in manufacturing
- Uses Carysil ukh039/60 plumbing kits (page 100)
- McAlpine plumbing kits are available on page 101



undermount/inset ceramic

crystal series • cben340 • cben400 • cben500 • cben50



cben50 SHOWN WITH CHROME WASTES
& OVERFLOW



cben50
CRYSTAL REVERSIBLE 1.5 BOWL
UNDERMOUNT OR INSET



- 565mm x 460mm overall size, 195mm main deep bowl
- Internal 329mm x 390mm (main bowl), 156mm x 390 (half bowl)
- FFC (Fine fireclay material) with hygienic glazed surface
- Supplied as standard with 2 x 90mm chrome wastes & 1 x overflow
- Minimum cabinet width required 600mm
- Waste disposal compatible
- +/- 2% tolerance in manufacturing
- Uses Carysil ukh040/61 plumbing kits (page 100)
- McAlpine plumbing kits are available on page 101



match with your chosen tap and kitchen accessories

cben50

SHOWN WITH PVD COLOURED WASTES & OVERFLOW
AND HS155 TAPS IN BLACK & BRASS



cben50

SHOWN WITH PVD COLOURED WASTES & OVERFLOW
AND HS155 TAPS IN COPPER & GUNMETAL



ceramic single bowl

WASTE KITS

- | | | |
|--|--|--|
| | | ukh106-bpc <ul style="list-style-type: none">• Black powder coated 90mm basket strainer & rectangular overflow |
| | | ukh106-pvdcop <ul style="list-style-type: none">• PVD copper 90mm basket strainer & rectangular overflow |
| | | ukh106-pvdg/b <ul style="list-style-type: none">• PVD gold/brass 90mm basket strainer & rectangular overflow |
| | | ukh106-pvdgm <ul style="list-style-type: none">• PVD gunmetal 90mm basket strainer & rectangular overflow |

ceramic 1.5/double bowl

WASTE KITS

- | | | |
|--|--|---|
| | | ukh102-bpc <ul style="list-style-type: none">• Black powder coated 2 x 90mm basket strainers & rectangular overflow |
| | | ukh102-pvd-cop <ul style="list-style-type: none">• PVD copper 2 x 90mm basket strainers & rectangular overflow |
| | | ukh102-pvd-g/b <ul style="list-style-type: none">• PVD gold/brass 2 x 90mm basket strainers & rectangular overflow |
| | | ukh102-pvd-gm <ul style="list-style-type: none">• PVD gunmetal 2 x 90mm basket strainers & rectangular overflow |

SEE PAGES 110-111 FOR DETAILS
OF TAPS SHOWN

undermount/inset ceramic

crystal series • cb0001REV • cb0001LH • cb0001RH



cb0001REV
CRYSTAL 1.25 BOWL REVERSIBLE
UNDERMOUNT OR INSET



- 579mm x 455mm overall size, 221mm deep main bowl
- Internal 389mm x 391mm (main bowl), 164mm x 291mm (small bowl)
- FFC (Fine fireclay material) with hygienic glazed surface
- Supplied as standard with 2 x 90mm chrome wastes & overflow
- Minimum cabinet width required 600mm when inset/800mm custom housing when undermount
- Waste disposal compatible
- +/- 2% tolerance in manufacturing
- Uses Carysil ukh040/61 plumbing kits (page 100)
- McAlpine plumbing kits are available on page 101



right hand main bowl



left hand main bowl

cb0001LH/RH
CRYSTAL (LH or RH main bowl) 1.5 BOWL UNDERMOUNT OR INSET

- 549mm x 441mm overall size, 175mm deep main bowl
- Internal 385mm x 330mm (main bowl), 273mm x 146mm (small bowl)
- FFC (Fine fireclay material) with hygienic glazed surface
- Supplied as standard with 2 x 90mm chrome wastes & overflow
- Minimum cabinet width required 600mm
- Waste disposal compatible
- +/- 2% tolerance in manufacturing
- Uses Carysil ukh040/61 plumbing kits (page 100)
- McAlpine plumbing kits are available on page 101



PVD COLOURED WASTES & OVERFLOWS ARE SHOWN ON PAGE 55

undermount steel

16MM LIP 'ZERO' (0MM) INTERNAL CORNER RADIUS

sensa series • sen21/16 • sen45/16 • sen70/16



Photograph shows 16mm lip 'flush' fit option with a traditional surface such as Corian or minerva®.

sen45 SHOWN IN COPPER WITH CARYSIL minerva® SURFACE IN CARRARA WHITE

minerva®

Photographs with copper sink are shown with minerva® surfaces available at carysil.co.uk

CARYSIL
SURFACES

The hand fabricated SENSE range of 'zero' (0mm) radius bowls have been designed specifically with solid surfaces in mind offering a seamless integrated look between your chosen sink and worktop.

16MM LIP BOWLS TO BE USED WITH TRADITIONAL SURFACE MATERIALS SUCH AS CORIAN OR minerva®

Available in a choice of four colours including PVD gunmetal, copper and gold/brass finishes along with a stainless steel option in SS304 premium steel.

sen21/16 16MM LIP
SENSE HALF BOWL UNDERMOUNT



- 230mm x 440mm overall size, 120mm deep bowl
- 190mm x 400mm internal bowl size
- Can be used in combination with sen45 mid bowl
- SS304 (1.0mm) steel, powder coated underside
- Supplied complete with waste and hygienic overflow
- Minimum cabinet width required 300mm
- Waste disposal compatible
- Uses Carysil ukh039/60 plumbing kits (page 100)
- McAlpine plumbing kits are available on page 101



16MM LIP BOWLS TO BE USED WITH TRADITIONAL SURFACE MATERIALS SUCH AS CORIAN OR minerva®

AVAILABLE COLOURS



STAINLESS STEEL (SS)



PVD GUNMETAL (GM)



PVD GOLD/BRASS (G/B)



PVD COPPER (COP)

LIFETIME
WARRANTY

All of our sinks are backed with a Lifetime Warranty against genuine material and manufacturing defects*.



sen45 SHOWN IN GUNMETAL WITH HS945 TAP IN GUNMETAL

sen45/16 16MM LIP
SENSE MID BOWL UNDERMOUNT



- 490mm x 440mm overall size, 175mm deep bowl
- 450mm x 400mm internal bowl size
- SS304 (1.0mm) steel, powder coated underside
- Supplied complete with waste and hygienic overflow
- Minimum cabinet width required 600mm
- Waste disposal compatible
- Uses Carysil ukh039/60 plumbing kits (page 100)
- McAlpine plumbing kits are available on page 101



sen70/16 16MM LIP
SENSE LARGE BOWL UNDERMOUNT



- 720mm x 440mm overall size, 175mm deep bowl
- 680mm x 400mm internal bowl size
- SS304 (1.0mm) steel, powder coated underside
- Supplied complete with waste and hygienic overflow
- Minimum cabinet width required 800mm
- Waste disposal compatible
- Uses Carysil ukh039/60 plumbing kits (page 100)
- McAlpine plumbing kits are available on page 101



undermount steel

26MM LIP 'ZERO' (0MM) INTERNAL CORNER RADIUS

sensa series • sen21/26 • sen45/26 • sen70/26

The hand fabricated SENSE range are available in a choice of four colours including PVD gunmetal, copper and gold/brass finishes along with a stainless steel option in SS304 premium steel.

26MM LIP BOWLS TO BE USED WITH SURFACE MATERIALS SUCH AS QUARTZ, STONE OR CERAMIC.



HS935 series

- AVAILABLE COLOURS
- MATT BLACK
 - GUNMETAL
 - COPPER
 - GOLD



sen70 SHOWN IN GOLD/BRASS WITH HS935 TAP IN GOLD

AVAILABLE COLOURS



STAINLESS STEEL (SS)



PVD GUNMETAL (GM)



PVD GOLD/BRASS (G/B)



PVD COPPER (COP)



All of our sinks are backed with a Lifetime Warranty against genuine material and manufacturing defects*.

26MM LIP BOWLS TO BE USED WITH SURFACE MATERIALS SUCH AS QUARTZ, STONE OR CERAMIC



sen45 SHOWN IN GUNMETAL WITH CARYSIL minerva[®] SURFACE IN CALCUTTA WHITE

sen21/26 26MM LIP

SENSA HALF BOWL UNDERMOUNT



- 240mm x 450mm overall size, 120mm deep bowl
- 210mm x 420mm internal bowl size
- SS304 (1.0mm) steel, powder coated underside
- Supplied complete with waste and hygienic overflow
- Minimum cabinet width required 300mm
- Waste disposal compatible
- Uses Carysil ukh039/60 plumbing kits (page 100)
- McAlpine plumbing kits are available on page 101



sen45/26 26MM LIP

SENSA MID BOWL UNDERMOUNT



- 480mm x 450mm overall size, 175mm deep bowl
- 450mm x 420mm internal bowl size
- SS304 (1.0mm) steel, powder coated underside
- Supplied complete with waste and hygienic overflow
- Minimum cabinet width required 600mm
- Waste disposal compatible
- Uses Carysil ukh039/60 plumbing kits (page 100)
- McAlpine plumbing kits are available on page 101



sen70/26 26MM LIP

SENSA LARGE BOWL UNDERMOUNT



- 710mm x 450mm overall size, 175mm deep bowl
- 680mm x 420mm internal bowl size
- SS304 (1.0mm) steel, powder coated underside
- Supplied complete with waste and hygienic overflow
- Minimum cabinet width required 800mm
- Waste disposal compatible
- Uses Carysil ukh039/60 plumbing kits (page 100)
- McAlpine plumbing kits are available on page 101



minerva[®]

Photograph with gunmetal sink is shown with minerva[®] surfaces available at carysil.co.uk

CARYSIL
SURFACES

PLUMBING KITS ARE SHOWN ON PAGES 100-101

undermount/inset steel

'ZERO' (0MM) INTERNAL CORNER RADIUS

qube series • sqi01 • sqi10 • sqi04 • sqi25 • sqi06LH/RH • sqi07LH/RH • sqi12 • sqi09 • sqi05

The QUBE range of 'zero' (0mm) radius bowls are fabricated and finished by hand to ensure both accuracy and quality. Manufactured from 1.0mm surgical grade SS304 brushed steel and finished perfectly on the underside with a special sound and heat reducing coating, they are produced to exacting standards.

The combination and flexibility of our large and compact double bowl options ensures a model to suit all needs.



sqi25 SHOWN WITH HS925 TAP IN GRAPHITE/CHROME



sqi12 SHOWN WITH HS945 TAP IN CHROME



sqi05 SHOWN WITH HS925 TAP IN BLACK/CHROME

sqi04
SHOWN WITH HS1075 TAP IN CHROME




LIFETIME
WARRANTY

All of our sinks are backed with a Lifetime Warranty against genuine material and manufacturing defects*.

PLUMBING KITS ARE SHOWN ON
PAGES 100-101

qube series • sqi01 • sqi10 • sqi04 • sqi25 • sqi06LH/RH • sqi07LH/RH • sqi12 • sqi09 • sqi05

QUBE (LH main bowl) 1.5 BOWL
UNDERMOUNT OR INSET



QUBE (RH main bowl) 1.5 BOWL
UNDERMOUNT OR INSET



- 560mm x 430mm overall size, 190mm deep main bowl
- Internal 340mm x 400mm (main bowl), 160mm x 300mm (small bowl)
- SS304 (1.0mm) steel, powder coated underside
- Supplied complete with wastes and hygienic overflow
- Minimum cabinet width required 600mm
- Waste disposal compatible
- Uses Carylsl ukh040/61 plumbing kits (page 100)



PLUMBING KITS ARE SHOWN ON
PAGES 100-101



QUBE HALF BOWL
UNDERMOUNT OR INSET



- 210mm x 430mm overall size, 140mm deep bowl
- Internal 180mm x 400mm bowl
- ss304 (1.0mm) steel, powder coated underside
- Supplied complete with wastes and hygienic overflow
- Minimum cabinet width required 300mm
- Waste disposal compatible
- Uses Carysil ukh039/60 plumbing kits (page 100)
- McAlpine plumbing kits are available on page 101



QUBE COMPACT SINGLE BOWL
UNDERMOUNT OR INSET



- 430mm x 430mm overall size, 200mm deep bowl
- Internal 400mm x 400mm bowl
- ss304 (1.0mm) steel, powder coated underside
- Supplied complete with waste and hygienic overflow
- Minimum cabinet width required 450mm
- Waste disposal compatible
- Uses Carysil ukh039/60 plumbing kits (page 100)
- McAlpine plumbing kits are available on page 101



QUBE LARGE SINGLE BOWL
UNDERMOUNT OR INSET



- 530mm x 430mm overall size, 200mm deep bowl
- Internal 500mm x 400mm bowl
- ss304 (1.0mm) steel, powder coated underside
- Supplied complete with waste and hygienic overflow
- Minimum cabinet width required 600mm
- Waste disposal compatible
- Uses Casyil ukh39/60 plumbing kits (page 100)
- McAlpine plumbing kits are available on page 101



QUBE SUPER LARGE SINGLE BOWL
UNDERMOUNT OR INSET



- 730mm x 430mm overall size, 200mm deep bowl
- Internal 700mm x 400mm bowl
- ss304 (1.0mm) steel, powder coated underside
- Supplied complete with waste and hygienic overflow
- Minimum cabinet width required 800mm
- Waste disposal compatible
- Uses Caysil ukh039/60 plumbing kits (page 100)
- McAlpine plumbing kits are available on page 101



QUBE (LH or RH main bowl)
1.5 BOWL UNDERMOUNT OR INSET



left hand
main bowl

- 580mm x 430mm overall size, 200mm deep main bowl
- Internal 340mm x 400mm (main bowl), 180mm x 400mm (small bowl)
- ss304 (1.0mm) steel, powder coated underside
- Supplied complete with wastes and hygienic overflow
- Minimum cabinet width required 600mm
- Waste disposal compatible
- Uses Casyll ukh040/61 plumbing kits (page 100)
- McAlpine plumbing kits are available on page 101




QUBE (LH main bowl) 1.5 BOWL
UNDERMOUNT OR INSET



- 740mm x 430mm overall size, 200mm deep main bowl
- Internal 500mm x 400mm (main bowl),
180mm x 400mm (small bowl)
- ss304 (1.0mm) steel, powder coated underside
- Supplied complete with wastes and hygienic overflow
- Minimum cabinet width required 800mm
- Waste disposal compatible
- Uses Casyll ukh040/61 plumbing kits (page 100)
- McAlpine plumbing kits are available on page 101



QUBE DOUBLE BOWL
UNDERMOUNT OR INSET



- 860mm x 430mm overall size, 200mm deep bowls
- 2 x Internal 400mm x 400mm (main bowls)
- ss304 (1.0mm) steel, powder coated underside
- Supplied complete with wastes and hygienic overflow
- Minimum cabinet width required 900mm
- Waste disposal compatible
- Uses Carysil ukh040/61 plumbing kits (page 100)
- McAlpine plumbing kits are available on page 101



QUBE (LH main bowl) 1.5 BOWL
UNDERMOUNT OR INSET



- 890mm x 430mm overall size, 200mm deep main bowl
- Internal 650mm x 400mm (main bowl), 180mm x 400mm (small bowl)
- ss304 (1.0mm) steel, powder coated underside
- Supplied complete with wastes and hygienic overflow
- Minimum cabinet width required 900mm
- Waste disposal compatible
- Uses Carysil ukh040/61 plumbing kits (page 100)
- McAlpine plumbing kits are available on page 101



accessories

qube series • sqi09les • sqi08ses

These QUBE entertainment sinks are fabricated from 1.0mm surgical grade SS304 brushed steel. They can be inset or undermount alongside any granite or stainless steel sinks and are designed for cooling bottles and providing additional drainer space.



sqi09les LONG ENTERTAINMENT SINK


- 1000mm x 200mm overall size, 150mm deep main bowl
- Plate rack, cutlery utensil holder & drainer tray included
- SS304 (1.0mm) steel, powder coated underside
- Supplied complete with waste kit



sqi09les SHOWN WITH TD150 TURIN SINK & HS705 TAP IN CHROME

sqi08ses SHORT ENTERTAINMENT SINK

- 430mm x 190mm overall size, 150mm deep main bowl
- Plate rack, cutlery utensil holder included
- SS304 (1.0mm) steel, powder coated underside
- Supplied complete with waste kit



sqi08ses SHOWN WITH SQI10 SINK & HS705 TAP IN CHROME



PERFECT FOR COOLING BOTTLES



PROVIDES ADDITIONAL DRAINER SPACE

undermount/inset steel 10MM INTERNAL CORNER RADIUS

statura series • sr101 • sr1010 • sr104 • sr1025 • sr107REV

The STATURA range of 10mm radius bowls are fabricated and finished by hand to ensure both accuracy and quality, manufactured from 1.0mm medical grade ss304 brushed steel and finished perfectly on the underside with a special sound and heat reducing coating they are produced to exacting standards. Available in a choice of three colours including PVD gunmetal, copper and gold/brass finishes. Supplied with matching coloured waste/s and overflow.

AVAILABLE COLOURS



PVD GUNMETAL (GM)



PVD GOLD/BRASS (G/B)



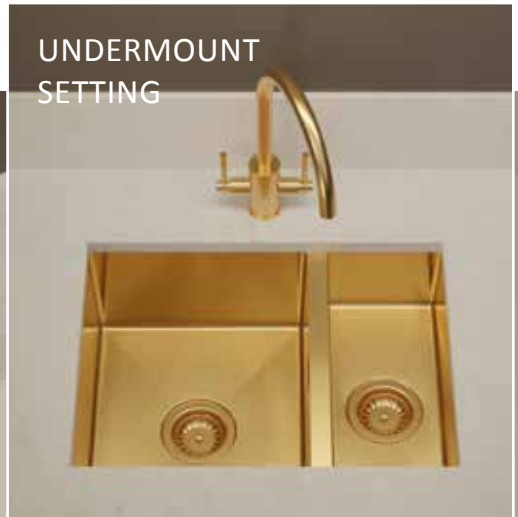
PVD COPPER (COP)

INSET SETTING

sr107REV
SHOWN IN GOLD/BRASS WITH
MATCHING WASTES & OVERFLOW
AND HS945 TAP IN GOLD/BRASS



UNDERMOUNT SETTING



STATURA SERIES SR PVD COLOURED SINKS ARE AVAILABLE IN THE SIZES SHOWN BELOW SUPPLIED WITH MATCHING COLOURED WASTE/S AND OVERFLOW

sr101

STATURA HALF BOWL
UNDERMOUNT OR INSET



- 210mm x 430mm overall size, 140mm deep bowl
- Internal 170mm x 400mm bowl
- ss304 (1.0mm) steel, powder coated underside
- Supplied complete with wastes and hygienic overflow
- Minimum cabinet width required 300mm
- Waste disposal compatible
- Uses Carysil ukh039/60 plumbing kits (page 100)
- McAlpine plumbing kits are available on page 101

sr1010

STATURA COMPACT SINGLE
BOWL UNDERMOUNT OR INSET



- 430mm x 430mm overall size, 200mm deep bowl
- Internal 400mm x 400mm bowl
- ss304 (1.0mm) steel, powder coated underside
- Supplied complete with waste and hygienic overflow
- Minimum cabinet width required 450mm
- Waste disposal compatible
- Uses Carysil ukh039/60 plumbing kits (page 100)
- McAlpine plumbing kits are available on page 101

sr104

STATURA LARGE SINGLE BOWL
UNDERMOUNT OR INSET



- 530mm x 430mm overall size, 200mm deep bowl
- Internal 500mm x 400mm bowl
- ss304 (1.0mm) steel, powder coated underside
- Supplied complete with waste and hygienic overflow
- Minimum cabinet width required 600mm
- Waste disposal compatible
- Uses Carysil ukh039/60 plumbing kits (page 100)
- McAlpine plumbing kits are available on page 101

sr1025

STATURA SUPER LARGE SINGLE
BOWL UNDERMOUNT OR INSET



- 730mm x 430mm overall size, 200mm deep bowl
- Internal 700mm x 400mm bowl
- ss304 (1.0mm) steel, powder coated underside
- Supplied complete with waste and hygienic overflow
- Minimum cabinet width required 800mm
- Waste disposal compatible
- Uses Carysil ukh039/60 plumbing kits (page 100)
- McAlpine plumbing kits are available on page 101

sr107REV

STATURA 1.5 BOWL REVERSIBLE
UNDERMOUNT OR INSET



- 580mm x 430mm overall size, 200mm deep main bowl
- Internal 340mm x 400mm (main bowl), 180mm x 400mm (small bowl)
- ss304 (1.0mm) steel, powder coated underside
- Supplied complete with wastes and hygienic overflow
- Minimum cabinet width required 600mm
- Waste disposal compatible
- Uses Carysil ukh040/61 plumbing kits (page 100)
- McAlpine plumbing kits are available on page 101



INSET SETTING

sr107REV SHOWN IN COPPER WITH
MATCHING WASTES & OVERFLOW AND HS945 TAP
IN COPPER



INSET SETTING

sr104 SHOWN IN GUNMETAL WITH MATCHING
WASTE & OVERFLOW AND HS945 TAP IN GUNMETAL



UNDERMOUNT SETTING

sr1025 SHOWN IN GOLD/BRASS WITH MATCHING
WASTE & OVERFLOW AND HS945 TAP IN GOLD/BRASS

undermount/inset steel

10MM INTERNAL CORNER RADIUS

luca series • sr1011 • sr1014 • sr1012 • sr1013 • sr1023LH/RH • sr1024LH/RH • sr1022LH/RH • sr1024

The LUCA series of 10mm radius undermount/inset sinks are a range of quality pressed steel bowls produced with ‘annealed’ technology. Manufactured from premium grade stainless steel. These sinks are twice pressed to give a hand fabricated look at a ‘pressed’ price.

The LUCA range offers a wide choice of bowl sizes and combinations to complement any kitchen and any worksurface.

LIFETIME WARRANTY

All of our sinks are backed with a Lifetime Warranty against genuine material and manufacturing defects*.

PLUMBING KITS ARE SHOWN ON PAGES 100-101



ALL LUCA SERIES SR10 SINKS ARE AVAILABLE WITH ROUND WASTES AS STANDARD OR OPTIONAL SQUARE WASTES



sr1013 SHOWN WITH HS925 TAP IN GRAPHITE/BRUSHED STEEL



sr1012 & sr1011 SHOWN WITH HS925 TAP IN GRAPHITE/BRUSHED STEEL

undermount/inset steel

10MM INTERNAL CORNER RADIUS

luca series • sr1011 • sr1014 • sr1012 • sr1013 • sr1023LH/RH • sr1021LH/RH • sr1022LH/RH • sr1024



INSET SETTING

sr1012
SHOWN WITH HS925 TAP IN
WHITE/BRUSHED STEEL



sr1024
SHOWN WITH HS925 TAP IN CHROME

ALL LUCA SERIES SR10 SINKS ARE AVAILABLE WITH ROUND WASTES AS STANDARD OR OPTIONAL SQUARE WASTES

PLUMBING KITS ARE SHOWN ON PAGES 100-101

sr1011
LUCA HALF BOWL
UNDERMOUNT OR INSET



- 220mm x 440mm overall size, 125mm deep bowl
- Internal 180mm x 400mm bowl
- SS304 (1.0mm) steel, powder coated underside
- Supplied complete with waste and hygienic overflow
- Minimum cabinet width required 300mm
- Waste disposal compatible
- Uses Carysil ukh039/60 plumbing kits (page 100)
- McAlpine plumbing kits are available on page 101



sr1023LH/RH
LUCA COMPACT (LH or RH main bowl)
1.5 BOWL UNDERMOUNT OR INSET



left hand main bowl shown

- 590mm x 440mm overall size, 184mm deep main bowl
- Internal 340mm x 400mm (main bowl), 180mm x 400mm (small bowl)
- SS304 (1.0mm) steel, powder coated underside
- Supplied complete with wastes and hygienic overflow
- Minimum cabinet width required 600mm
- Waste disposal compatible
- Uses Carysil ukh040/61 plumbing kits (page 100)
- McAlpine plumbing kits are available on page 101



sr1014
LUCA COMPACT SINGLE BOWL
UNDERMOUNT OR INSET



- 380mm x 440mm overall size, 190mm deep bowl
- Internal 340mm x 400mm bowl
- SS304 (1.0mm) steel, powder coated underside
- Supplied complete with waste and hygienic overflow
- Minimum cabinet width required 450mm
- Waste disposal compatible
- Uses Carysil ukh039/60 plumbing kits (page 100)
- McAlpine plumbing kits are available on page 101



sr1021LH/RH
LUCA MEDIUM (LH or RH main bowl)
1.5 BOWL UNDERMOUNT OR INSET



left hand main bowl shown

- 660mm x 440mm overall size, 190mm deep main bowl
- Internal 410mm x 400mm (main bowl), 180mm x 400mm (small bowl)
- SS304 (1.0mm) steel, powder coated underside
- Supplied complete with wastes and hygienic overflow
- Minimum cabinet width required 700mm
- Waste disposal compatible
- Uses Carysil ukh040/61 plumbing kits (page 100)
- McAlpine plumbing kits are available on page 101



sr1012
LUCA LARGE SINGLE BOWL
UNDERMOUNT OR INSET



- 450mm x 440mm overall size, 190mm deep bowl
- Internal 410mm x 400mm bowl
- SS304 (1.0mm) steel, powder coated underside
- Supplied complete with waste and hygienic overflow
- Minimum cabinet width required 500mm
- Waste disposal compatible
- Uses Carysil ukh039/60 plumbing kits (page 100)
- McAlpine plumbing kits are available on page 101



sr1022LH/RH
LUCA LARGE (LH or RH main bowl)
1.5 BOWL UNDERMOUNT OR INSET



left hand main bowl shown

- 800mm x 440mm overall size, 190mm deep main bowl
- Internal 550mm x 400mm (main bowl), 180mm x 400mm (small bowl)
- SS304 (1.0mm) steel, powder coated underside
- Supplied complete with wastes and hygienic overflow
- Minimum cabinet width required 900mm
- Waste disposal compatible
- Uses Carysil ukh040/61 plumbing kits (page 100)
- McAlpine plumbing kits are available on page 101



sr1013
LUCA SUPER LARGE SINGLE BOWL
UNDERMOUNT OR INSET



- 590mm x 440mm overall size, 190mm deep bowl
- Internal 550mm x 400mm bowl
- SS304 (1.0mm) steel, powder coated underside
- Supplied complete with waste and hygienic overflow
- Minimum cabinet width required 600mm
- Waste disposal compatible
- Uses Carysil ukh039/60 plumbing kits (page 100)
- McAlpine plumbing kits are available on page 101



sr1024
LUCA DOUBLE BOWL
UNDERMOUNT OR INSET



- 750mm x 440mm overall size, 190mm deep bowls
- 2 x Internal 340mm x 400mm (main bowls)
- SS304 (1.0mm) steel, powder coated underside
- Supplied complete with wastes and hygienic overflow
- Minimum cabinet width required 800mm
- Waste disposal compatible
- Uses Carysil ukh040/61 plumbing kits (page 100)
- McAlpine plumbing kits are available on page 101



undermount/inset steel 15MM INTERNAL CORNER RADIUS

quadrus series • sr1501 • sr1510 • sr1504 • sr1525 • sr1507LH/RH • sr1512 • sr1505 • sr1509

The QUADRUS range of 15mm bowls are fabricated and finished by hand to ensure both accuracy and quality. Manufactured from 1.0mm surgical grade SS304 brushed steel and finished perfectly on the underside, with a special sound and heat reducing coating they are produced to exacting standards.

The combination and flexibility of our large and compact double bowl options ensure a model to suit all needs.

LIFETIME WARRANTY

All of our sinks are backed with a Lifetime Warranty against genuine material and manufacturing defects*.

PLUMBING KITS ARE SHOWN ON PAGES 100-101



sr1512 SHOWN WITH HS925 TAP IN BLACK/CHROME

sr1525 SHOWN WITH HS1075 TAP IN CHROME



ukh039

SINGLE BOWL PLUMBING KIT



- Twin appliance inlets
- Suits all singular bowls
- UK compatible



ukh040

2 BOWL PLUMBING KIT



- Twin appliance inlets
- Suits all double bowl models
- UK compatible



SPACE SAVER UKH060/61 PLUMBING KITS
ARE SHOWN ON PAGE 100

undermount/inset steel

15MM INTERNAL CORNER RADIUS

quadrus series • sr1501 • sr1510 • sr1504 • sr1525 • sr1507LH/RH • sr1512 • sr1505 • sr1509



sr1507RH SHOWN WITH HS925 TAP IN CHROME



sr1501
QUADRUS HALF BOWL
UNDERMOUNT OR INSET

- 210mm x 430mm overall size, 140mm deep bowl
- Internal 180mm x 400mm bowl
- SS304 (1.0mm) steel, powder coated underside
- Supplied complete with waste and hygienic overflow
- Minimum cabinet width required 300mm
- Waste disposal compatible
- Uses Carysil ukh039/60 plumbing kits (page 100)
- McAlpine plumbing kits are available on page 101



sr1504
QUADRUS LARGE SINGLE BOWL
UNDERMOUNT OR INSET



- 530mm x 430mm overall size, 200mm deep bowl
- Internal 500mm x 400mm bowl
- SS304 (1.0mm) steel, powder coated underside
- Supplied complete with waste and hygienic overflow
- Minimum cabinet width required 600mm
- Waste disposal compatible
- Uses Carysil ukh039/60 plumbing kits (page 100)
- McAlpine plumbing kits are available on page 101



sr1510
QUADRUS COMPACT SINGLE BOWL
UNDERMOUNT OR INSET



- 430mm x 430mm overall size, 200mm deep bowl
- Internal 400mm x 400mm bowl
- SS304 (1.0mm) steel, powder coated underside
- Supplied complete with waste and hygienic overflow
- Minimum cabinet width required 450mm
- Waste disposal compatible
- Uses Carysil ukh039/60 plumbing kits (page 100)
- McAlpine plumbing kits are available on page 101



sr1525
QUADRUS SUPER LARGE SINGLE BOWL
UNDERMOUNT OR INSET



- 730mm x 430mm overall size, 200mm deep bowl
- Internal 700mm x 400mm bowl
- SS304 (1.0mm) steel, powder coated underside
- Supplied complete with waste and hygienic overflow
- Minimum cabinet width required 800mm
- Waste disposal compatible
- Uses Carysil ukh039/60 plumbing kits (page 100)
- McAlpine plumbing kits are available on page 101



sr1507LH/RH
QUADRUS (LH or RH main bowl) 1.5 BOWL
UNDERMOUNT OR INSET



left hand
main bowl

- 580mm x 430mm overall size, 200mm deep main bowl
- Internal 340mm x 400mm (main bowl), 180mm x 400mm (small bowl)
- SS304 (1.0mm) steel, powder coated underside
- Supplied complete with wastes and hygienic overflow
- Minimum cabinet width required 600mm
- Waste disposal compatible
- Uses Carysil ukh040/61 plumbing kits (page 100)
- McAlpine plumbing kits are available on page 101



sr1512
QUADRUS (LH main bowl) 1.5 BOWL
UNDERMOUNT OR INSET



- 740mm x 430mm overall size, 200mm deep main bowl
- Internal 500mm x 400mm (main bowl), 180mm x 400mm (small bowl)
- SS304 (1.0mm) steel, powder coated underside
- Supplied complete with wastes and hygienic overflow
- Minimum cabinet width required 800mm
- Waste disposal compatible
- Uses Carysil ukh040/61 plumbing kits (page 100)
- McAlpine plumbing kits are available on page 101



sr1505
QUADRUS (LH main bowl) 1.5 BOWL
UNDERMOUNT OR INSET



- 890mm x 430mm overall size, 200mm deep main bowl
- Internal 650mm x 400mm (main bowl), 180mm x 400mm (small bowl)
- SS304 (1.0mm) steel, powder coated underside
- Supplied complete with wastes and hygienic overflow
- Minimum cabinet width required 900mm
- Waste disposal compatible
- Uses Carysil ukh040/61 plumbing kits (page 100)
- McAlpine plumbing kits are available on page 101



sr1509
QUADRUS DOUBLE BOWL
UNDERMOUNT OR INSET



- 860mm x 430mm overall size, 200mm deep bowls
- 2x Internal 400mm x 400mm (main bowls)
- SS304 (1.0mm) steel, powder coated underside
- Supplied complete with wastes and hygienic overflow
- Minimum cabinet width required 900mm,
- Waste disposal compatible
- Uses Carysil ukh040/61 plumbing kits (page 100)
- McAlpine plumbing kits are available on page 101



undermount steel

25MM INTERNAL CORNER RADIUS

rhombus series • um1022 • um1030 • um1023 • um1024 • um1025



The RHOMBUS range of 25mm models bring cutting edge technology to tight radius designer bowls. Produced with ‘annealed’ technology allowing a super tight radius deep pressed bowl, manufactured from surgical grade SS304 brushed steel and featuring a concealed hygienic overflow and a special heat loss sound absorbing covering to the underside of the bowls. The wide choice of double bowl combinations will complement any kitchen and solid surface.



All of our sinks are backed with a Lifetime Warranty against genuine material and manufacturing defects*.



um1022
RHOMBUS HALF BOWL
UNDERMOUNT

- 200mm x 340mm overall size, 120mm deep main bowl
- Internal 160mm x 300mm bowl
- SS304 (0.8mm) steel, powder coated underside
- Supplied complete with waste
- Minimum cabinet width required 300mm
- Waste disposal compatible
- Uses Carysil ukh039/60 plumbing kits (page 100)
- McAlpine plumbing kits are available on page 101



um1024 SHOWN WITH HS925 TAP IN CHROME



um1030

RHOMBUS FULL LENGTH HALF BOWL
UNDERMOUNT



- 234mm x 450mm overall size, 120mm deep main bowl
- Internal 180mm x 400mm bowl
- SS304 (0.8mm) steel, powder coated underside
- Supplied complete with waste
- Minimum cabinet width required 300mm
- Waste disposal compatible
- Uses Carysil ukh039/60 plumbing kits (page 100)
- McAlpine plumbing kits are available on page 101



um1024

RHOMBUS LARGE SINGLE HALF BOWL
UNDERMOUNT



- 530mm x 450mm overall size, 195mm deep main bowl
- Internal 480mm x 400mm bowl
- SS304 (0.8mm) steel, powder coated underside
- Supplied complete with waste and hygienic overflow
- Minimum cabinet width required 600mm
- Waste disposal compatible
- Uses Carysil ukh039/60 plumbing kits (page 100)
- McAlpine plumbing kits are available on page 101



um1023

RHOMBUS COMPACT SINGLE
UNDERMOUNT



- 390mm x 450mm overall size, 185mm deep main bowl
- Internal 340mm x 400mm bowl
- SS304 (0.8mm) steel, powder coated underside
- Supplied complete with waste and hygienic overflow
- Minimum cabinet width required 400mm
- Waste disposal compatible
- Uses Carysil ukh039/60 plumbing kits (page 100)
- McAlpine plumbing kits are available on page 101



um1025

RHOMBUS SUPER LARGE SINGLE
BOWL UNDERMOUNT



- 700mm x 450mm overall size, 200mm deep main bowl
- Internal 650mm x 400mm bowl
- SS304 (0.8mm) steel, powder coated underside
- Supplied complete with waste and hygienic overflow
- Minimum cabinet width required 800mm
- Waste disposal compatible
- Uses Carysil ukh039/60 plumbing kits (page 100)
- McAlpine plumbing kits are available on page 101



undermount steel

25MM INTERNAL CORNER RADIUS

rhombus series • um2501/LH/RH • um2506/LH/RH • um2507 • um2505 • um2502

um2501

RHOMBUS REVERSIBLE 1.5 BOWL UNDERMOUNT



- 580mm x 450mm overall size, 190mm deep main bowl
- Internal 340mm x 400mm (main bowl), 160mm x 300mm (small bowl)
- SS304 (0.8mm) steel, powder coated underside
- Supplied complete with wastes and hygienic overflow
- Minimum cabinet width required 600mm
- Waste disposal compatible
- Uses Carysil ukh040/61 plumbing kits (page 100)
- McAlpine plumbing kits are available on page 101



PLUMBING KITS ARE SHOWN ON PAGES 100-101



um2501 reversible SHOWN WITH HS975 TAP IN BRUSHED STEEL

um2501LH/RH

RHOMBUS (LH or RH main bowl) 1.5 BOWL UNDERMOUNT



left hand main bowl

- 580mm x 450mm overall size, 190mm deep main bowl
- Internal 340mm x 400mm (main bowl), 160mm x 300mm (small bowl)
- SS304 (0.8mm) steel, powder coated underside
- Supplied complete with wastes and hygienic overflow
- Minimum cabinet width required 600mm
- Waste disposal compatible
- Uses Carysil ukh040/61 plumbing kits (page 100)
- McAlpine plumbing kits are available on page 101



um2507

RHOMBUS (LH main bowl) 1.5 BOWL UNDERMOUNT



- 740mm x 450mm overall size, 195mm deep main bowl
- Internal 480mm x 400mm (main bowl), 180mm x 400mm (half bowl)
- SS304 (0.8mm) steel, powder coated underside
- Supplied complete with wastes and hygienic overflow
- Minimum cabinet width required 800mm
- Waste disposal compatible
- Uses Carysil ukh040/61 plumbing kits (page 100)
- McAlpine plumbing kits are available on page 101



um2506

RHOMBUS REVERSIBLE 1.5 BOWL UNDERMOUNT



- 600mm x 450mm overall size, 180mm deep main bowl
- Internal 340mm x 400mm (main bowl), 180mm x 400mm (half bowl)
- SS304 (0.8mm) steel, powder coated underside
- Supplied complete with wastes and hygienic overflow
- Minimum cabinet width required 600mm
- Waste disposal compatible
- Uses Carysil ukh040/61 plumbing kits (page 100)
- McAlpine plumbing kits are available on page 101



um2505

RHOMBUS (LH main bowl) 1.5 BOWL UNDERMOUNT



- 910mm x 450mm overall size, 200mm deep main bowl
- Internal 650mm x 400mm (main bowl), 180mm x 400mm (half bowl)
- SS304 (0.8mm) steel, powder coated underside
- Supplied complete with wastes and hygienic overflow
- Minimum cabinet width required 1000mm
- Waste disposal compatible
- Uses Carysil ukh040/61 plumbing kits (page 100)
- McAlpine plumbing kits are available on page 101



um2506LH/RH

RHOMBUS (LH or RH main bowl) 1.5 BOWL UNDERMOUNT



left hand main bowl

- 600mm x 450mm overall size, 180mm deep main bowl
- Internal 340mm x 400mm (main bowl), 180mm x 400mm (half bowl)
- SS304 (0.8mm) steel, powder coated underside
- Supplied complete with wastes and hygienic overflow
- Minimum cabinet width required 600mm
- Waste disposal compatible
- Uses Carysil ukh040/61 plumbing kits (page 100)
- McAlpine plumbing kits are available on page 101



um2502

RHOMBUS DOUBLE BOWL UNDERMOUNT



- 760mm x 450mm overall size, 190mm deep main bowl
- 2 x Internal 340mm x 400mm (main bowls)
- SS304 (0.8mm) steel, powder coated underside
- Supplied complete with wastes and hygienic overflow
- Minimum cabinet width required 800mm
- Waste disposal compatible
- Uses Carysil ukh040/61 plumbing kits (page 100)
- McAlpine plumbing kits are available on page 101



undermount steel

CLASSIC CORNER RADIUS

classic series • um0001/LH/RH • um0002

The CLASSIC range of models are manufactured from surgical grade SS304 brushed steel. Featuring a concealed hygienic overflow and a special heat loss sound absorbing covering to the underside of the bowls.

CLASSIC style radius, reversible, handed and double bowl flexibility for solid surfaces, a firm favourite.

LIFETIME
WARRANTY

All of our sinks are backed with a Lifetime Warranty against genuine material and manufacturing defects*.

um0001

CLASSIC REVERSIBLE 1.5 BOWL UNDERMOUNT



- 595mm x 460mm overall size, 185mm deep main bowl
- Internal 350mm x 410mm (main bowl), 164mm x 300mm (small bowl)
- SS304 (0.8mm) steel, powder coated underside
- Supplied complete with wastes and hygienic overflow
- Minimum cabinet width required 600mm
- Waste disposal compatible
- Uses Carysil ukh040/61 plumbing kits (page 100)
- McAlpine plumbing kits are available on page 101

LIFETIME
WARRANTY

CE
APPROVED

UK
CA



um0001 reversible SHOWN WITH HS935 TAP IN CHROME

um0002

SHOWN WITH HS975 TAP IN BRUSHED STEEL



um0001LH/RH

CLASSIC (LH or RH main bowl)
1.5 BOWL UNDERMOUNT



left hand
main bowl

- 594mm x 460mm overall size, 190mm deep main bowl
- Internal 350mm x 410mm (main bowl), 164mm x 300mm (small bowl)
- SS304 (0.8mm) steel, powder coated underside
- Supplied complete with wastes and hygienic overflow
- Minimum cabinet width required 600mm
- Waste disposal compatible
- Uses Carysil ukh040/61 plumbing kits (page 100)
- McAlpine plumbing kits are available on page 101

LIFETIME
WARRANTY

CE
APPROVED

UK
CA

um0002

CLASSIC DOUBLE BOWL UNDERMOUNT



- 780mm x 460mm overall size, 185mm deep bowls
- 2 x Internal 350mm x 410mm (main bowls)
- SS304 (0.8mm) steel, powder coated underside
- Supplied complete with wastes and hygienic overflow
- Minimum cabinet width required 800mm
- Waste disposal compatible
- Uses Carysil ukh040/61 plumbing kits (page 100)
- McAlpine plumbing kits are available on page 101

LIFETIME
WARRANTY

CE
APPROVED

UK
CA

undermount steel

CLASSIC CORNER RADIUS
classic series • um1010 • um1006 • um1009 • fm1011



HS945 TAP AVAILABLE IN CHROME
OR BRUSHED STEEL

PLUMBING KITS ARE SHOWN ON
PAGES 100-101



um1009 SHOWN WITH HS945 TAP IN CHROME

um1006 SHOWN WITH HS925 TAP IN CHROME



um1010
CLASSIC HALF BOWL
UNDERMOUNT



- 204mm x 340mm overall size, 100mm bowl
- Internal 164mm x 300mm bowl
- SS304 (0.8mm) steel, powder coated underside
Supplied complete with waste
- Minimum cabinet width required 300mm
- Waste disposal compatible
- Uses Carysil ukh039/60 plumbing kits (page 100)
- McAlpine plumbing kits are available on page 101



um1009
CLASSIC LARGE SINGLE BOWL
UNDERMOUNT



- 530mm x 450mm overall size, 195mm deep bowl
- Internal 480mm x 400mm bowl
- SS304 (0.8mm) steel, powder coated underside
- Supplied complete with waste and hygienic overflow
- Minimum cabinet width required 600mm
- Waste disposal compatible
- Uses Carysil ukh039/60 plumbing kits (page 100)
- McAlpine plumbing kits are available on page 101



um1006
CLASSIC COMPACT SINGLE BOWL
UNDERMOUNT



- 380mm x 440mm overall size, 185mm bowl
- Internal 350mm x 410mm bowl
- SS304 (0.8mm) steel, powder coated underside
- Supplied complete with waste and hygienic overflow
- Minimum cabinet width required 400mm
- Waste disposal compatible
- Uses Carysil ukh039/60 plumbing kits (page 100)
- McAlpine plumbing kits are available on page 101



fm1011
CLASSIC ROUND BOWL
UNDERMOUNT



- 390mm internal diameter, 180mm deep bowl
- SS304 (0.8mm) steel, powder coated underside
- Supplied complete with waste and overflow
- Minimum cabinet width required 450mm
- Waste disposal compatible
- Uses Carysil ukh039/60 plumbing kits (page 100)
- McAlpine plumbing kits are available on page 101



ceramic belfast

cb/cbflu-sgl WASTE KITS (COLOURED)



ukh057-nyl
• Black 90mm basket strainer
ukh057-bpc
• Black powder coated round overflow



ukh055-pvdcop
• PVD copper 90mm basket strainer & round overflow



ukh055-pvdg/b
• PVD gold/brass 90mm basket strainer & round overflow



ukh055-pvdgm
• PVD gunmetal 90mm basket strainer & round overflow



All of our sinks are backed with a Lifetime Warranty against genuine material and manufacturing defects*.

MATCHING TAPS ARE SHOWN ON PAGES 128-133

crystal 'belfast style' series • cb-sgl • cbflu-sgl



SUITABLE FOR
HOT WATER
TAPS

cb-sgl SHOWN WITH HS115 TAP & SEPARATE PULL OUT SPRAY ATTACHMENT, WASTE & OVERFLOW IN BRUSHED COPPER

cbflu-sgl

SHOWN WITH HS115 TAP & SEPARATE PULL OUT SPRAY ATTACHMENT, PVD COLOURED WASTES & OVERFLOWS



BLACK



BRUSHED BRASS



GUNMETAL



BRUSHED COPPER



cbflu-sgl SHOWN WITH HS115 TAP & SEPARATE PULL OUT SPRAY ATTACHMENT, WASTE & OVERFLOW IN BRUSHED BRASS

cb-sgl

CRYSTAL SINGLE BOWL BELFAST SINK



- 595mm x 450mm x 220mm overall size
- FFC (Fine fireclay material) with hygienic glazed surface
- Supplied complete with 90mm waste (chrome finish)
- Minimum cabinet width required 600mm/custom housing
- Waste disposal compatible
- Uses Carylil ukh039/60 plumbing kits (page 100)
- +/- 2% tolerance in manufacturing



cbflu-sgl

CRYSTAL FLUTED SINGLE BOWL BELFAST SINK



- 595mm x 450mm x 220mm overall size
- FFC (Fine fireclay material) with hygienic glazed surface
- Supplied complete with 90mm waste (chrome finish)
- Minimum cabinet width required 600mm/custom housing
- Waste disposal compatible
- Uses Carylil ukh039/60 plumbing kits (page 100)
- +/- 2% tolerance in manufacturing



ceramic belfast

crystal 'belfast style' series • cb-large • cbflu-large



cb-large SHOWN WITH HS135 TAP & SEPARATE PULL OUT SPRAY ATTACHMENT, WASTE & OVERFLOW IN BRUSHED COPPER

cb-large CRYSTAL LARGE BOWL BELFAST SINK



- 795mm x 498mm x 220mm overall size
- FFC (Fine fireclay material) with hygienic glazed surface
- Supplied complete with 90mm waste (chrome finish)
- Minimum cabinet width required 800mm/custom housing
- Waste disposal compatible
- Uses Carysil ukh039/60 plumbing kits (page 100)
- McAlpine plumbing kits are available on page 101
- +/- 2% tolerance in manufacturing



cbflu-large CRYSTAL FLUTED LARGE BOWL BELFAST SINK



- 795mm x 498mm x 220mm overall size
- FFC (Fine fireclay material) with hygienic glazed surface
- Supplied complete with 90mm waste (chrome finish)
- Minimum cabinet width required 800mm/custom housing
- Waste disposal compatible
- Uses Carysil ukh039/60 plumbing kits (page 100)
- McAlpine plumbing kits are available on page 101
- +/- 2% tolerance in manufacturing



cbflu-large SHOWN WITH HS115 TAP& SEPARATE PULL OUT SPRAY ATTACHMENT, PVD COLOURED WASTES & OVERFLOWS



MATCHING TAPS ARE SHOWN ON PAGES 128-133

match with your chosen tap and kitchen accessories

cb/cbflu-large WASTE KITS (COLOURED)

		ukh057-nyl <ul style="list-style-type: none">• Black 90mm basket strainer ukh057-bpc <ul style="list-style-type: none">• Black powder coated round overflow
		ukh055-pvdcop <ul style="list-style-type: none">• PVD copper 90mm basket strainer & round overflow
		ukh055-pvdg/b <ul style="list-style-type: none">• PVD gold/brass 90mm basket strainer & round overflow
		ukh055-pvdgm <ul style="list-style-type: none">• PVD gunmetal 90mm basket strainer & round overflow

LIFETIME WARRANTY
All of our sinks are backed with a Lifetime Warranty against genuine material and manufacturing defects*.

ceramic belfast

crystal 'belfast style' series • cb-dbl • cbflu-dbl



cbflu-dbl
SHOWN WITH HS125 TAP & SEPARATE PULL OUT SPRAY ATTACHMENT, PVD COLOURED WASTES & OVERFLOWS



cbflu-dbl SHOWN WITH HS125 TAP & SEPARATE PULL OUT SPRAY ATTACHMENT, WASTES & OVERFLOWS IN CHROME

cb/cbflu-dbl WASTE KITS (COLOURED)

MATCHING TAPS ARE SHOWN ON PAGES 128-133



ukh058-nyl
• Black 90mm basket strainers x 2
ukh058-bpc
• Black powder coated round overflows x 2



ukh055-pvdcop
• PVD copper 2 x 90mm basket strainers & round overflows



ukh055-pvdg/b
• PVD gold/brass 2 x 90mm basket strainers & round overflows



ukh055-pvdgm
• PVD gunmetal 2 x 90mm basket strainers & round overflows

cb-dbl CRYSTAL BELFAST DOUBLE BOWL SINK



- 795mm x 500mm x 220mm overall size
- FFC (Fine fireclay material) with hygienic glazed surface
- Supplied complete with 2 x 90mm wastes (chrome finish) and overflows
- Minimum cabinet width required 800mm/custom housing
- Waste disposal compatible
- Uses Carysil ukh040/61 plumbing kits (page 100)
- McAlpine plumbing kits are available on page 101
- +/- 2% tolerance in manufacturing



cbflu-dbl CRYSTAL FLUTED DOUBLE BOWL BELFAST SINK



- 795mm x 500mm x 220mm overall size
- FFC (Fine fireclay material) with hygienic glazed surface
- Supplied complete with 2 x 90mm wastes (chrome finish) and overflows
- Minimum cabinet width required 800mm/custom housing
- Waste disposal compatible
- Uses Carysil ukh040/61 plumbing kits (page 100)
- McAlpine plumbing kits are available on page 101
- +/- 2% tolerance in manufacturing



ceramic butler

crystal 'butler style' fluted series • ctrad-twin • ctflu-twin



ctrad-twin
CRYSTAL DOUBLE BOWL BUTLER SINK



- 795mm x 500mm x 220mm overall size
- FFC (Fine fireclay material) with hygienic glazed surface
- Supplied complete with 2 x 90mm wastes (chrome finish) and 1 x overflow
- Minimum cabinet width required 800mm/custom housing
- Waste disposal compatible
- Uses Carysil ukh040/61 plumbing kits (page 100)
- McAlpine plumbing kits are available on page 101
- +/- 2% tolerance in manufacturing



ctflu-twin
CRYSTAL FLUTED DOUBLE BOWL BUTLER SINK



- 795mm x 500mm x 220mm overall size
- FFC (Fine fireclay material) with hygienic glazed surface
- Supplied complete with 2 x 90mm wastes (chrome finish) and 1 x overflow
- Minimum cabinet width required 800mm/custom housing
- Waste disposal compatible
- Uses Carysil ukh040/61 plumbing kits (page 100)
- McAlpine plumbing kits are available on page 101
- +/- 2% tolerance in manufacturing



ctrad-twin SHOWN WITH HS135 TAP & SEPARATE PULL OUT SPRAY ATTACHMENT, WASTES & OVERFLOW IN CHROME

ctflu-twin SHOWN WITH HS135 TAP & SEPARATE PULL OUT SPRAY ATTACHMENT, WASTES & OVERFLOW IN GUNMETAL



MATCHING TAPS ARE SHOWN ON PAGES 128-133

ctrad/ctflu-twin WASTE KITS (COLOURED)

		ukh058-nyl • Black 90mm basket strainers x 2
		ukh058-bpc • Black powder coated round overflow
		ukh056-pvdcop • PVD copper 2 x 90mm basket strainers & round overflows
		ukh056-pvdg/b • PVD gold/brass 2 x 90mm basket strainers & round overflows
		ukh056-pvdgm • PVD gunmetal 2 x 90mm basket strainers & round overflows

ctflu-twin SHOWN WITH HS135 TAP & SEPARATE PULL OUT SPRAY ATTACHMENT, PVD COLOURED WASTES & OVERFLOW



ceramic belfast

crystal 'belfast style' series • cb-trad



CRYSTAL BELFAST STYLE sinks with contemporary and traditional styling, each one is unique, hand finished and manufactured from the finest fine fireclay, ultra-smooth, ultra-hard and ultra-hygienic.

Each model features a large deep singular bowl and waste outlets designed to utilise a waste disposal if required, in all a modern twist on a traditional classic.



All of our sinks are backed with a Lifetime Warranty against genuine material and manufacturing defects*.

cb-trad CRYSTAL TRADITIONAL BELFAST SINK



- 595mm x 455mm x 270mm overall size
- FFC (Fine fireclay material) with hygienic glazed surface
- Supplied complete with 90mm waste (chrome finish)
- Minimum cabinet width required 600mm/custom housing
- Uses Carysil ukh039/60 plumbing kits (page 100)
- McAlpine plumbing kits are available on page 101
- +/- 2% tolerance in manufacturing



MATCHING TAPS ARE SHOWN ON PAGES 108-109

match with your chosen tap and kitchen accessories



BLACK WASTE



BRUSHED GOLD/BRASS WASTE



GUNMETAL WASTE



COPPER WASTE

cb-trad WASTE KITS (COLOURED)



ukh057-nyl
• Black 90mm basket strainer



ukh055-pvdcop
• PVD copper 90mm basket strainer



ukh055-pvdg/b
• PVD gold/brass 90mm basket strainer



ukh055-pvdgm
• PVD gunmetal 90mm basket strainer



All of our sinks are backed with a Lifetime Warranty against genuine material and manufacturing defects*.

MATCHING TAPS ARE SHOWN ON PAGES 104-105

cb-trad SHOWN WITH HS925 TAP IN CHROME

personalised sink branding OPTIONS

- waste outlet cover • round overflow cover cap
- rectangular overflow cover cap • tap hole blanking cover

CARYSIL can offer personalised branding options across its complete sink offering.

Waste outlet, overflow covers along with tap hole blanking caps can now be personalised to suit your requirements. Apply a company name or logo or a combination of both.

Create your own brand identity and individualise our entire model offering for your own requirements.

Add your company branding to both sinks & taps to create your own exclusive collection

PERSONALISED TAP BRANDING OPTIONS ARE SHOWN ON PAGES 156-157



wc01 WASTE OUTLET COVER

- stainless steel waste cover
- suits 90mm waste outlet
- suitable for waste disposal
- available plain or with your own company branding



roc ROUND OVERFLOW COVER CAP

- stainless steel round overflow cover
- available plain or with your own company branding



Add your company branding to create A RANGE OF SINKS exclusively for you and your customers

PERSONALISATION AVAILABLE ON PRODUCTS SHOWN BELOW - PLEASE ASK FOR DETAILS



recoc RECTANGULAR OVERFLOW COVER CAP

- stainless steel rectangular overflow cover
- available plain or with your own company branding



thbc TAP HOLE BLANKING CAP

- stainless steel tap hole blanking cap
- suits all reversible sink models
- available plain or with your own company branding



accessories

CARYSIL stock and supply a wide range of complementary sink accessories, from chopping boards in wood and glass to half bowl and main bowl colanders.

ss-fdm

FOLDING DRAINER MAT

Our universal folding draining mat makes the ideal work partner for either inset or undermount sinks, protecting both your sink and surrounding work surface area.



- Universal folding drainer mat
- Works with all sink models



ss-fdm SHOWN WITH CD100LJDM & HS925 TAP IN CHROME

cb11 CHOPPING BOARD



- FSC approved hard wood chopping board
- Compatible with all round sinks

gcb01 CHOPPING BOARD



- Universal black glass chopping board
- Toughened safety glass

gcb01 BLACK GLASS CHOPPING BOARD



cl13 MAIN BOWL COLANDER



- Main bowl steel colander
- Fits all Qube, Quadrus, Luca & Rhombus sinks

cl03 HALF BOWL COLANDER



- Half bowl steel colander
- Fits Echo et15 sink

cl09 HALF BOWL COLANDER



- Half bowl steel colander
- Fits Easy ea09 sinks
- Fits Classic um0001 sinks

wb11 WIRE BASKET



- Steel wire basket
- Compatible with all round sinks

wb02 WIRE BASKET



- Steel wire basket
- Fits Echo et16 sink

col106 HALF BOWL COLANDER



- Half bowl steel colander
- Fits Turin td150 sinks

col107 HALF BOWL COLANDER



- Half bowl steel colander
- Fits Gavano gd150 sinks

col108 MAIN BOWL COLANDER



- Main bowl steel colander
- Fits all granite sinks

CARYSIL plumbing kits

Our specially designed plumbing kits are available in both single bowl and double bowl combinations with twin appliance inlets. They are designed to work perfectly with our UK specified waste fittings.



ukh039
SINGLE BOWL PLUMBING KIT



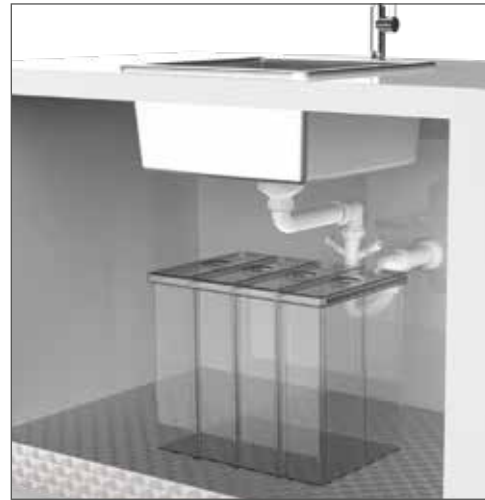
- Twin appliance inlets
- Suits all singular bowls
- UK compatible



ukh040
2 BOWL PLUMBING KIT



- Twin appliance inlets
- Suits all double bowl models
- UK compatible



ukh060
PLUMBING KIT SINGLE BOWL
SPACE SAVER WASTE



- Twin appliance inlets
- Space saving design
- Suits all singular bowls
- UK compatible



ukh061
PLUMBING KIT 2 BOWL
SPACE SAVER WASTE



- Twin appliance inlets
- Space saving design
- Suits all double bowl models
- UK compatible



M'ALPINE plumbing kits



ukh062
SINGLE BOWL PLUMBING KIT

- Twin appliance inlets
- Suits all singular bowls
- UK compatible




ukh063
2 BOWL PLUMBING KIT

- Twin appliance inlets
- Suits all double bowl models
- UK compatible



ukh064
PLUMBING KIT SINGLE BOWL
SPACE SAVER WASTE

- Twin appliance inlets
- Space saving design
- Suits all singular bowls
- UK compatible



ukh065
PLUMBING KIT 2 BOWL
SPACE SAVER WASTE


- Twin appliance inlets
- Space saving design
- Suits all double bowl models
- UK compatible



INTRODUCING OUR 2025/26 **CARYSIL** tap collection

Our Carysil tap collection combines a choice of designs to complement a whole host of sink styles. Whether seeking traditional or contemporary our products provide inspiration, innovation and durability.

Check out our range of traditional taps
with interchangeable porcelain lever
or crosshead handles



Pull out sprays
in chrome or
brushed steel

AVAILABLE IN
• BLACK • GUNMETAL
• GRAPHITE • WHITE
• CHAMPAGNE



contents	
Taps Intro	102-103
PVD Coloured Taps	104-105
Coloured Taps	106-107
Coloured Spray & Pull Out Spray Taps	108-111
Coloured Quilt Taps	112-113, 118-121
Vibrance Tube/Spray Taps	114-117
Single Lever Taps	122-123
Twin Lever Taps	124-127
Coloured Traditional Taps	128-133
Hot Water Taps Intro	134-135
4 in 1 Taps	136-146
Carysil 3 in 1 Set	147
Duet 2 in 1 Set	148
Hot Water Tanks	149
Sommelier	150-153
Filtered Cold Water	154-155
Personalised Tap Branding & Stands	156-157
Tap Technical Specifications	168-171
Warranty, After Sales Support	172-173



pvd coloured taps SINGLE & TWIN LEVER



HS195 SHOWN IN GUNMETAL



HS945 SHOWN IN COPPER



HS935 SHOWN IN MATT BLACK*

ALL OUR TAPS CAN DELIVER FILTERED WATER WITH THE ADDITION OF THE HSMAINFILTKIT SHOWN ON PAGE 154



HS195 SHOWN IN GOLD



HS945 SHOWN IN MATT BLACK*



HS935 SHOWN IN GOLD

Our single and twin lever taps are available in contemporary coloured PVD finishes to complement both modern and traditional kitchen styles. We offer a range of coloured wastes and overflows for granite and ceramic sinks to complement these taps. Suitable for water systems with low pressure and above (minimum 0.3 bar), and all with full WRAS approval and benefiting from a 5 year warranty for peace of mind.

5 YEAR TAP WARRANTY

All of our taps are backed with a 5 Year warranty against material and manufacturing defects, 2 years on surface finish & valves*.

HS195 series

- Single lever design with swan neck spout
- Suitable for minimum 0.3 bar pressure or above
- Tap height 384mm, spout reach 189mm
- Flow aerator for controlled water delivery
- 48mm base diameter, 35mm cut-out

HS935 series

- Twin lever design with swan neck spout
- Suitable for minimum 0.3 bar pressure or above
- Tap height 375mm, spout reach 225mm
- Flow aerator for controlled water delivery
- 54mm base diameter, 35mm cut-out

HS945 series

- Twin lever design with swan neck spout
- Suitable for minimum 0.3 bar pressure or above
- Tap height 375mm, spout reach 225mm
- Flow aerator for controlled water delivery
- 54mm base diameter, 35mm cut-out

5 YEAR TAP WARRANTY



HS195 series 0.3



COPPER



GOLD



GUNMETAL



MATT BLACK*

HS935 series 0.3



COPPER



GOLD



GUNMETAL



MATT BLACK*

HS945 series 0.3



COPPER



GOLD



GUNMETAL



MATT BLACK*

*MATT BLACK IS POWDER COATED

coloured/chrome or brushed steel taps TWIN LEVER

Our twin lever models are available in BLACK, WHITE and GREY, with either a chrome or brushed steel finish tap body to complement any sink in any material. Suitable for water systems with low pressure and above (minimum 0.3 bar), with full WRAS approval.



HS945
SHOWN IN BLACK/BRUSHED STEEL



HS935 SHOWN IN WHITE/CHROME



HS945 SHOWN IN GUNMETAL/CHROME

ALL OUR TAPS CAN DELIVER FILTERED WATER WITH THE ADDITION OF THE HSMANFILTKIT SHOWN ON PAGE 154

HS935 series CHROME/BRUSHED STEEL 0.3



HS945 series CHROME/BRUSHED STEEL 0.3



- Twin lever design with swan neck spout
- Suitable for minimum 0.3 bar pressure or above
- Tap height 375mm, spout reach 225mm
- Flow aerator for controlled water delivery
- 54mm base diameter, 35mm cut out



All of our taps are backed with a 5 Year warranty against material and manufacturing defects, 2 years on surface finish & valves*.



WRAS APPROVED
The Water Regulations Advisory Scheme (WRAS) is the UK Water Industry's approval scheme. Our range of WRAS approved taps have been fully tested and are fully compliant with the requirements of the water regulations and byelaws.

coloured pull out spray taps

SINGLE LEVER

Our single lever, pull out spray taps feature coloured hose options, BLACK, WHITE, CHAMPAGNE and GREY. The single lever design body in either a chrome or brushed steel finish complements any style or material of sink. Suitable for water systems with (minimum 0.7 bar and above) and featuring FULL WRAS APPROVAL for complete peace of mind and easy installation.

5 YEAR TAP WARRANTY

All of our taps are backed with a 5 Year warranty against material and manufacturing defects, 2 years on surface finish & valves*.



WRAS APPROVED
The Water Regulations Advisory Scheme (WRAS) is the UK Water Industry's approval scheme. Our WRAS approved taps have been fully tested and are fully compliant with the requirements of the water regulations and byelaws.



HS925 SHOWN IN BLACK/CHROME WITH TURIN TD100L SINK

ALL OUR TAPS CAN DELIVER FILTERED WATER WITH THE ADDITION OF THE HSMAINFILTKIT SHOWN ON PAGE 154

HS925 series CHROME/BRUSHED STEEL **0.7**



HS925 SHOWN IN GRAPHITE/CHROME



HS925 SHOWN IN WHITE/CHROME



- Single lever design with pull out hose spray feature
- Suitable for water systems with minimum 0.7 bar pressure
- Tap height 479mm, spout reach 230mm (in fixed position)
- Flow aerator for controlled water delivery
- 50mm base diameter (with base plate fitted) 35mm cut-out
- Full WRAS approval



coloured vanto pull out spray taps SINGLE LEVER

Our VANTO pull out spray taps complement any sink style or material. Suitable for water systems with (minimum 1 bar and above).

5 YEAR TAP WARRANTY

All of our taps are backed with a 5 Year warranty against material and manufacturing defects, 2 years on surface finish & valves*.

HS155 series 1-5

- Single lever design with swan neck spout & spray attachment
- Suitable for minimum 1 bar pressure or above
- Tap height 491.5mm, spout reach 250mm
- 54mm base diameter, 35mm cut out



HS155 SHOWN IN CHROME

ALL OUR TAPS CAN DELIVER FILTERED WATER WITH THE ADDITION OF THE HSMAINFILTKIT SHOWN ON PAGE 154

HS155 series 1-5 AVAILABLE IN 6 COLOURS



CHROME



BRUSHED NICKEL



GUNMETAL



COPPER



BRASS



MATT BLACK

HS155 SHOWN IN BRASS



HS155 SHOWN IN COPPER



HS155 SHOWN IN MATT BLACK



coloured quilt spray taps SINGLE LEVER

Our QUILT spray taps are available in 6 body colours with a choice of 11 silicone tube colours. Suitable for water systems with low pressure and above (minimum 1 bar).

AVAILABLE IN 11 x SILICONE TUBE COLOURS



AVAILABLE IN 6 x BASE/BODY COLOURS (SHOWN WITH BLACK SILICONE TUBES)



HS145
SHOWN IN BRUSHED GOLD/BRASS
WITH LINEN TUBE

ALL OUR TAPS CAN DELIVER FILTERED WATER WITH THE ADDITION OF THE HSMANFILTKIT SHOWN ON PAGE 154

HS145 series AVAILABLE IN 6 BASE/BODY COLOURS & 11 x COLOURED TUBES 1-5

- Single lever design with detachable silicone coloured hose
- Magnetic spray attachment with aerator
- Suitable for minimum 1 bar pressure or above
- Tap height 480mm, spout reach 220mm
- 53mm base diameter, 35mm cut out

5 YEAR TAP WARRANTY

All of our taps are backed with a 5 Year warranty against material and manufacturing defects, 2 years on surface finish & valves*.



HS145
SHOWN IN GUNMETAL WITH WHITE TUBE



HS145
SHOWN IN COPPER WITH GREY TUBE



HS145
SHOWN IN MATT BLACK WITH MATT BLACK TUBE

vibrance spray taps SINGLE LEVER

Our VIBRANCE spray taps are available in 6 body colours with a choice of 11 silicone tube colours. Suitable for water systems with (minimum 1.0 bar and above).

5 YEAR TAP WARRANTY

All of our taps are backed with a 5 Year warranty against material and manufacturing defects, 2 years on surface finish & valves*.

AVAILABLE IN 11 x SILICONE TUBE COLOURS



HS725 SHOWN GUNMETAL/RED SUNSET TUBE



H725 SHOWN BRUSHED COPPER/SALAMANCA BLUE TUBE

ALL OUR TAPS CAN DELIVER FILTERED WATER WITH THE ADDITION OF THE HSMAINFILTKIT SHOWN ON PAGE 154

HS725 series AVAILABLE IN 6 BASE/BODY COLOURS & 11 x COLOURED TUBES **1.0**



CHROME



BRUSHED NICKEL



GUNMETAL



BRUSHED COPPER



BRUSHED BRASS



BLACK

HS725 SHOWN IN CHROME/ AQUA SEA TUBE



HS725 SHOWN IN BRUSHED BRASS/WHITE TUBE



HS725 SHOWN IN ALL BLACK



HS725 series **1.0**

- Single lever design with swan neck spout & spray attachment
- Suitable for minimum 1.0 bar pressure or above
- Detachable Silicone hose for ease of use
- Magnetic spray attachment with aerator
- 6 x main body colours available
- 11 x Silicone tube colours available
- 55mm base diameter, 35mm cut out
- Tap height 481mm, spout reach 220mm

vibrance tube taps SINGLE LEVER

Our VIBRANCE tube taps are available in 6 body colours with a choice of 11 silicone tube colours. Suitable for water systems with (minimum 0.7 bar and above).

5 YEAR TAP WARRANTY

All of our taps are backed with a 5 Year warranty against material and manufacturing defects, 2 years on surface finish & valves*.

AVAILABLE IN 11 x SILICONE TUBE COLOURS



HS735 SHOWN IN BRUSHED NICKEL/WHITE TUBE



HS735 SHOWN IN BRUSHED BRASS/MUSTARD POT TUBE

ALL OUR TAPS CAN DELIVER FILTERED WATER WITH THE ADDITION OF THE HSMAINFILTKIT SHOWN ON PAGE 154

HS735 series AVAILABLE IN 6 BASE/BODY COLOURS & 11 x COLOURED TUBES 0.7



CHROME



BRUSHED NICKEL



GUNMETAL



BRUSHED COPPER



BRUSHED BRASS



BLACK

HS735 SHOWN IN BLACK/RED SUNSET TUBE



HS735 SHOWN IN BRUSHED COPPER/LINEN TUBE



HS735 SHOWN IN CHROME/MULBERRY WINE TUBE



HS735 series 0.7

- Single lever design with swan neck spout & spray attachment
- Suitable for minimum 0.7 bar pressure or above
- Detachable Silicone hose for ease of use
- Magnetic spray attachment with aerator
- 6 x main body colours available
- 11 x Silicone tube colours available
- 55mm base diameter, 35mm cut out
- Tap height 430mm, spout reach 210mm

coloured quilt swivel spout taps

SINGLE LEVER

Our QUILT swivel spout taps complement any style or material sinks. Suitable for water systems with (minimum 1 bar and above) and full WRAS approval. .

5 YEAR TAP WARRANTY

All of our taps are backed with a 5 Year warranty against material and manufacturing defects, 2 years on surface finish & valves*.

HS140 SHOWN IN CHROME



HS140 SHOWN IN BRUSHED COPPER



ALL OUR TAPS CAN DELIVER FILTERED WATER WITH THE ADDITION OF THE HSMAINFILTKIT SHOWN ON PAGE 154

HS140 series 1-5
AVAILABLE IN 6 COLOURS



CHROME



BRUSHED NICKEL



GUNMETAL



COPPER



BRASS



MATT BLACK

HS140 SHOWN IN GUNMETAL



HS140 SHOWN IN MATT BLACK



HS140 series 1-5

- Swivel spout with pull out spray attachment
- Suitable for minimum 0.5 bar pressure or above
- Tap height 292mm, spout reach 180mm
- 50mm base diameter, 35mm cut out



coloured quilt bridge mixer taps

TWIN LEVER MIXER

Our QUILT bridge mixer taps are available in 6 body colours with a choice of coloured hand wheels and base rings. Suitable for water systems with low pressure and above (minimum 1 bar).

5 YEAR TAP WARRANTY

All of our taps are backed with a 5 Year warranty against material and manufacturing defects, 2 years on surface finish & valves*.



HS150
SHOWN IN ALL COPPER WITH COPPER HAND WHEELS & BASE RINGS



HS150
SHOWN IN MATT BLACK WITH OPTIONAL COPPER HAND WHEELS & BASE RINGS AVAILABLE TO PURCHASE SEPARATELY

Switch up the HS150 Bridge Mixer with optional twin wheels and base rings in 6 colours to purchase separately

ALL OUR TAPS CAN DELIVER FILTERED WATER WITH THE ADDITION OF THE HSMAINFILTKIT SHOWN ON PAGE 154

HS150 series AVAILABLE IN 6 BODY COLOURS WITH MATCHING TWIN WHEELS & BASE RINGS AS STANDARD

1-5



CHROME



BRUSHED NICKEL



GUNMETAL



COPPER



BRASS



MATT BLACK

HS150 series 1-5

- Bridge mixer with twin wheels and matching base rings
- Suitable for minimum 1 bar pressure or above
- Tap height 300mm, spout reach 250mm
- 44mm base diameter, 35mm cut out
- Optional twin wheels and base rings in 6 colours to purchase separately

HS150
SHOWN IN MATT BLACK WITH OPTIONAL GOLD/BRASS HAND WHEELS & BASE RINGS AVAILABLE TO PURCHASE SEPARATELY



single lever taps CHROME & BRUSHED STEEL



HS1075 SHOWN IN CHROME



HS195 SHOWN IN CHROME



HS405 SHOWN IN CHROME

Our single lever taps in either a chrome or brushed steel finish complement any style, colour or material of sink. With many suitable for low pressure water systems (0.3 bar or above) and with full WRAS approval together with a 5 year warranty they become the ideal partner to any CARYSIL sink and ensure peace of mind.

AVAILABLE COLOURS



CHROME



BRUSHED STEEL

HS1075 CHROME/BRUSHED STEEL



- Single lever angular design
- Suitable for minimum 0.5 bar pressure or above
- Tap height 321mm, spout reach 222mm
- 50mm base diameter, 35mm cut-out



HS195 CHROME/BRUSHED STEEL



- Single lever design with swan neck spout
- Suitable for minimum 0.3 bar pressure or above
- Flow aerator for controlled water delivery
- Tap height 384mm, spout reach 189mm
- 48mm base diameter, 35mm cut-out



HS405 CHROME/BRUSHED STEEL



- Single lever design with "L" neck spout
- Suitable for minimum 0.3 bar pressure or above
- Flow aerator for controlled water delivery
- Tap height 368mm, spout reach 216mm
- 48mm base diameter, 35mm cut-out



ALL OUR TAPS CAN DELIVER FILTERED WATER WITH THE ADDITION OF THE HSMAINFILTKIT SHOWN ON PAGE 154



HS205 SHOWN IN CHROME



HS605 SHOWN IN CHROME



HS925 SHOWN IN CHROME



All of our taps are backed with a 5 Year warranty against material and manufacturing defects, 2 years on surface finish & valves*.

HS205 CHROME/BRUSHED STEEL



- Single lever design
- Suitable for minimum 0.3 bar pressure or above
- Flow aerator for controlled water delivery
- Tap height 164mm, spout reach 221mm
- 54mm base diameter, 35mm cut-out



HS605 CHROME/BRUSHED STEEL



- Single lever design
- Suitable for minimum 0.3 bar pressure or above
- Flow aerator for controlled water delivery
- Tap height 140mm, spout reach 205mm
- 45mm base diameter, 35mm cut-out



HS925 CHROME/BRUSHED STEEL



- Single lever design with pull out hose spray feature
- Suitable for water systems with minimum 0.7 bar pressure
- Tap height 479mm, spout reach 230mm (in fixed position)
- Flow aerator for controlled water delivery
- 50mm base diameter (with base plate fitted) 35mm cut-out
- Full WRAS approval



twin lever taps CHROME & BRUSHED STEEL



Our twin lever models either in chrome or brushed steel finish complement both modern and traditional kitchen styles. Suitable for water systems with low pressure and above (minimum 0.3 bar), and with many with full WRAS approval and benefiting from a 5 year warranty for peace of mind.

AVAILABLE COLOURS



CHROME



BRUSHED STEEL



All of our taps are backed with a 5 Year warranty against material and manufacturing defects, 2 years on surface finish & valves*.

HS935 CHROME/BRUSHED STEEL



HS945 CHROME/BRUSHED STEEL



HS975 CHROME/BRUSHED STEEL



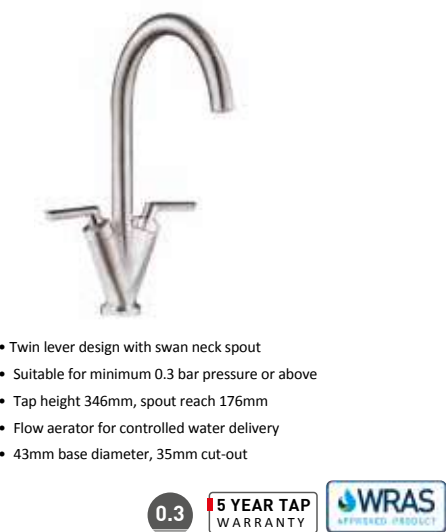
HS955 CHROME/BRUSHED STEEL



HS305 CHROME/BRUSHED STEEL



HS175 CHROME/BRUSHED STEEL



twin lever taps CHROME & BRUSHED STEEL



Our twin lever models either in chrome or brushed steel finish complement both modern and traditional kitchen styles. Suitable for water systems with low pressure and above (minimum 0.5 bar), and many with full WRAS approval and benefiting from a 5 year warranty for peace of mind.



5 YEAR TAP WARRANTY

All of our taps are backed with a 5 Year warranty against material and manufacturing defects, 2 years on surface finish & valves*.



ALL OUR TAPS CAN DELIVER FILTERED WATER WITH THE ADDITION OF THE HSMAINFILTKIT SHOWN ON PAGE 154

HS965 CHROME/BRUSHED STEEL



- Twin lever angular design
- Suitable for minimum 0.5 bar pressure or above
- Tap height 290mm, spout reach 205mm
- Flow aerator for controlled water delivery
- 50mm base diameter, 35mm cut-out

0.5 5 YEAR TAP WARRANTY

HS705 CHROME/BRUSHED STEEL



- Twin lever angled square design
- Suitable for minimum 0.5 bar pressure or above
- Tap height 248mm, spout reach 239mm
- Flow aerator for controlled water delivery
- 40mm base diameter, 35mm cut-out

0.5 5 YEAR TAP WARRANTY

HS505 CHROME/BRUSHED STEEL



- Twin lever angled tubular design
- Suitable for minimum 0.5 bar pressure or above
- Tap height 300mm, spout reach 221mm
- Flow aerator for controlled water delivery
- 44mm base diameter, 35mm cut-out

0.5 5 YEAR TAP WARRANTY

HS985 CHROME/BRUSHED STEEL



- Twin lever traditional design
- Suitable for minimum 0.5 bar pressure or above
- Tap height 347mm, spout reach 190mm
- Flow aerator for controlled water delivery
- 50mm base diameter, 35mm cut-out

0.5 5 YEAR TAP WARRANTY

HS995 CHROME/BRUSHED STEEL



- Twin lever traditional design
- Suitable for minimum 0.5 bar pressure or above
- Tap height 347mm, spout reach 190mm
- Flow aerator for controlled water delivery
- 50mm base diameter, 35mm cut-out

0.5 5 YEAR TAP WARRANTY

coloured traditional taps

MONOBLOC MIXER

HS115 SHOWN IN BRUSHED BRASS WITH SEPARATE PULL OUT SPRAY ATTACHMENT



HS115 SHOWN IN CHROME WITH SEPARATE PULL OUT SPRAY ATTACHMENT



HS115 SHOWN IN GUNMETAL WITH SEPARATE PULL OUT SPRAY ATTACHMENT



ALL OUR TAPS CAN DELIVER FILTERED WATER WITH THE ADDITION OF THE HSMAINFILTKIT SHOWN ON PAGE 154

HS115 SHOWN IN BRUSHED COPPER WITH SEPARATE PULL OUT SPRAY ATTACHMENT



HS115 SHOWN IN BRUSHED STEEL WITH SEPARATE PULL OUT SPRAY ATTACHMENT



HS115 SHOWN IN MATT BLACK WITH SEPARATE PULL OUT SPRAY ATTACHMENT



Our traditional taps are available in six contemporary coloured finishes to complement our range of coloured wastes and overflows for granite and ceramic sinks. They come boxed with two handle options - white porcelain lever and crosshead. Suitable for water systems with low pressure and above (minimum 0.5 bar), and all with full WRAS approved materials and benefiting from a 5 year warranty for peace of mind.

HS115 series

- Twin lever design with swan neck spout
- White porcelain lever & crosshead handles supplied as standard
- Suitable for minimum 0.5 bar pressure or above
- Tap height 364mm, spout reach 200mm
- 55mm base diameter, 35mm cut out

SPRAYATT

- Matching separate pull out spray attachment
- Produced with WRAS approved parts

ALL HS115 TAPS COME WITH A WHITE PORCELAIN LEVER & CROSSHEAD HANDLE OPTIONS
PACKED IN THE BOX AS STANDARD

HS115 series

MONOBLOC MIXER WITH PORCELAIN LEVER & CROSSHEAD HANDLES

0.5



CHROME

BRUSHED STEEL

BRUSHED BRASS

MATT BLACK

BRUSHED COPPER

GUNMETAL



All of our taps are backed with a 5 Year warranty against material and manufacturing defects, 2 years on surface finish & valves*.



WRAS APPROVED
The Water Regulations Advisory Scheme (WRAS) is the UK Water Industry's approval scheme. Our range of WRAS approved taps have been fully tested and are fully compliant with the requirements of the water regulations and byelaws.

SPRAYATT spray attachments

MATCHES TRADITIONAL TAP MODELS (HS115/HS125/HS135)

0.5



CHROME

BRUSHED STEEL

BRUSHED BRASS

MATT BLACK

BRUSHED COPPER

GUNMETAL

coloured traditional taps

BRIDGE MIXER



ALL OUR TAPS CAN DELIVER FILTERED WATER WITH THE ADDITION OF THE HSMANFILTKIT SHOWN ON PAGE 154



Our traditional taps are available in six contemporary coloured finishes to complement our range of coloured wastes and overflows for granite and ceramic sinks. They come boxed with two handle options - white porcelain lever and crosshead. Suitable for water systems with low pressure and above (minimum 0.5 bar), and all with full WRAS approved materials and benefiting from a 5 year warranty for peace of mind.

HS125 series

- Bridge mixer with swan neck spout
- Twin white porcelain lever & crosshead handles supplied as standard
- Suitable for minimum 0.5 bar pressure or above
- Tap height 350mm, spout reach 200mm
- 55mm base diameter, 35mm cut out

SPRAYATT

- Matching separate pull out spray attachment
- Produced with WRAS approved parts

ALL HS125 TAPS COME WITH A WHITE PORCELAIN LEVER & CROSSHEAD HANDLE OPTIONS
PACKED IN THE BOX AS STANDARD

HS125 series BRIDGE MIXER WITH PORCELAIN LEVER & CROSSHEAD HANDLES 0.5



5 YEAR TAP WARRANTY

All of our taps are backed with a 5 Year warranty against material and manufacturing defects, 2 years on surface finish & valves*.

WRAS APPROVED PRODUCT

WRAS APPROVED
The Water Regulations Advisory Scheme (WRAS) is the UK Water Industry's approval scheme. Our range of WRAS approved taps have been fully tested and are fully compliant with the requirements of the water regulations and byelaws.


SPRAYATT spray attachments MATCHES TRADITIONAL TAP MODELS (HS115/HS125/HS135) 0.5



coloured traditional taps 3 HOLE MIXER



ALL OUR TAPS CAN DELIVER FILTERED WATER WITH THE ADDITION OF THE HSMANFILTKIT SHOWN ON PAGE 154



Our traditional taps are available in six contemporary coloured finishes to complement our range of coloured wastes and overflows for granite and ceramic sinks. They come boxed with two handle options - white porcelain lever and crosshead. Suitable for water systems with low pressure and above (minimum 0.5 bar), and all with full WRAS approved materials and benefiting from a 5 year warranty for peace of mind.

HS135 series

- 3 hole mixer with swan neck spout
- Twin white porcelain lever & crosshead handles supplied as standard
- Suitable for minimum 0.5 bar pressure or above
- Tap height 350mm, spout reach 200mm
- 55mm base diameter, 35mm cut out

SPRAYATT

- Matching separate pull out spray attachment
- Produced with WRAS approved parts

ALL HS135 TAPS COME WITH A WHITE PORCELAIN LEVER & CROSSHEAD HANDLE OPTIONS
PACKED IN THE BOX AS STANDARD

HS135 series 3 HOLE MIXER WITH PORCELAIN LEVER & CROSSHEAD HANDLES 0.5



All of our taps are backed with a 5 Year warranty against material and manufacturing defects, 2 years on surface finish & valves*.



WRAS APPROVED
The Water Regulations Advisory Scheme (WRAS) is the UK Water Industry's approval scheme. Our range of WRAS approved taps have been fully tested and are fully compliant with the requirements of the water regulations and byelaws.

SPRAYATT spray attachments MATCHES TRADITIONAL TAP MODELS (HS115/HS125/HS135) 0.5



INTRODUCING OUR **CARYSIL**

Our Carysil hot tap collection blends luxurious design with advanced functionality, delivering instant boiling water with effortless elegance. Carefully designed to suit a wide range of sink styles and kitchen looks, from classic to modern, each tap offers the perfect balance of innovation, performance, and lasting quality.

2025/26
hot water taps



HS275 SERIES

4 in 1
French Classic



HS285
TWIST D SPOUT



HS225
TWIST C SPOUT



HS265
DIGITAL TOUCH



P145

HS225

4 in 1
Hot Water Taps
AVAILABLE IN 3 OPTIONS


- TWIST D SPOUT
- DIGITAL TOUCH
- TWIST C SPOUT



HS245 SERIES



HS235 SERIES



P136-139

**NEW range of
4 in 1 hot water taps**
in 6 body colours with
11 silicone tube colours



HS235
P138-139


contents

Hot Water Taps Intro	134-135
4 in 1 Taps	136-146
Carysil 3 in 1 Set	147
Duet 2 in 1 Set	148
Hot Water Tanks	149
Sommelier	150-153
Filtered Cold Water	154-155
Personalised Tap Branding & Stands	156-157
Tap Technical Specifications	168-171
Warranty, After Sales Support	172-173



quilt digital touch 4 in 1 hot water taps LED TOUCH OPERATED

QUILT DIGITAL TOUCH 4 in 1 instant hot water taps are easy to install and deliver instant hot water and filtered cold water. Supplied as standard with our WRAS approved 2.4 litre hot water tank and cold water filter kit. Optional 4 litre hot water tank upgrade available to purchase separately (shown on page 149).



HS245 SHOWN IN CHROME/
SALAMANCA BLUE TUBE



HS245 SHOWN IN BRUSHED
COPPER /MUSTARD POT TUBE

AVAILABLE IN 11 x SILICONE TUBE COLOURS



HS245 series AVAILABLE IN 6 BASE/BODY COLOURS & 11 x COLOURED TUBES 1-4



HS245 series 1-4

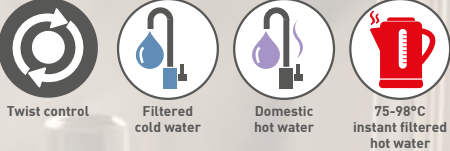
- Digital Touch LED Control for boiling water
- Operating pressures between 1 and 4 bar
- Detachable Silicone hose for ease of use
- Magnetic spray attachment with aerator
- 6 x main body colours available
- 11 x Silicone tube colours available
- 52mm base diameter, 35mm hole cut out
- Tap height 471mm, spout reach 220mm



All of our taps are backed with a 5 Year warranty against material and manufacturing defects, 2 years on surface finish & valves*.

quilt twist 4 in 1 hot water taps TWIST OPERATED

QUILT TWIST 4 in 1 instant hot water taps are easy to install and deliver instant hot water and filtered cold water. Supplied as standard with our WRAS approved 2.4 litre hot water tank and cold water filter kit. Optional 4 litre hot water tank upgrade available to purchase separately (shown on page 149).



HS235 SHOWN IN BLACK /WHITE TUBE



HS235 SHOWN IN BRUSHED BRASS/LINEN TUBE

AVAILABLE IN 11 x SILICONE TUBE COLOURS



HS235 series AVAILABLE IN 6 BASE/BODY COLOURS & 11 x COLOURED TUBES 1-4



CHROME



BRUSHED NICKEL



GUNMETAL



BRUSHED COPPER



BRUSHED BRASS



BLACK

HS235 series 1-4

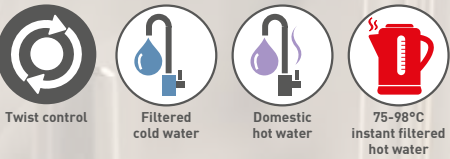
- Mechanical Twist Control for boiling water
- Operating pressures between 1 and 4 bar
- Detachable Silicone hose for ease of use
- Magnetic spray attachment with aerator
- 6 x main body colours available
- 11 x Silicone tube colours available
- 52mm base diameter, 35mm hole cut out
- Tap height 480mm, spout reach 230mm



All of our taps are backed with a 5 Year warranty against material and manufacturing defects, 2 years on surface finish & valves*.

industrial 4 in 1 hot water taps TWIST OPERATED

INDUSTRIAL 4 in 1 instant hot water taps are easy to install and deliver instant hot water and filtered cold water. Supplied as standard with our WRAS approved 2.4 litre hot water tank and cold water filter kit. Optional 4 litre hot water tank upgrade available to purchase separately (shown on page 149).



HS255 series BRUSHED STEEL 1-4

- Mechanical Twist Control for boiling water
- Operating Pressures between 1 and 4 bar
- 50mm base diameter, 35mm hole cut out
- Tap height 342mm, spout reach 210mm

5 YEAR TAP WARRANTY

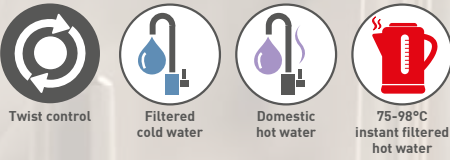
All of our taps are backed with a 5 Year warranty against material and manufacturing defects, 2 years on surface finish & valves*.



HS255 SHOWN IN BRUSHED STEEL

twist D spout 4 in 1 hot water taps TWIST OPERATED

TWIST D spout 4 in 1 instant hot water taps are easy to install and deliver instant hot water and filtered cold water. Supplied as standard with our WRAS approved 2.4 litre hot water tank and cold water filter kit. Optional 4 litre hot water tank upgrade available to purchase separately (shown on page 149).



5 YEAR TAP WARRANTY

All of our taps are backed with a 5 Year warranty against material and manufacturing defects, 2 years on surface finish & valves*.



HS285 SHOWN IN BRUSHED NICKEL

HS285 series 1-4

- Mechanical Twist Control for boiling water
- Operating Pressures between 1 and 4 bar
- Available in 2 x colours
- 52mm base diameter, 35mm hole cut out
- Tap height 326mm, spout reach 210mm



AVAILABLE IN 2 COLOURS



BRUSHED NICKEL



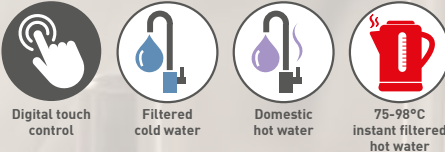
GUNMETAL



HS285 SHOWN IN GUNMETAL

digital touch 4 in 1 hot water taps LED TOUCH OPERATED

DIGITAL TOUCH 4 in 1 instant hot water taps are easy to install and deliver instant hot water and filtered cold water. Supplied as standard with our WRAS approved 2.4 litre hot water tank and cold water filter kit. Optional 4 litre hot water tank upgrade available to purchase separately (shown on page 149).



HS265 series 1-4

- Digital Touch LED Control for boiling water
- Operating Pressures between 1 and 4 bar
- Available in 4 x colours
- 52mm base diameter, 35mm hole cut out
- Tap height 326mm, spout reach 210mm



AVAILABLE IN
4 COLOURS



CHROME



BRUSHED NICKEL



BLACK/CHROME



BLACK/BRUSHED COPPER



HS265 series SHOWN IN BLACK/BRUSHED COPPER



5 YEAR TAP WARRANTY

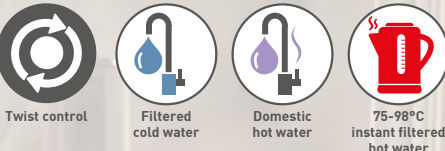
All of our taps are backed with a 5 Year warranty against material and manufacturing defects, 2 years on surface finish & valves*.

HS265 series SHOWN IN BRUSHED NICKEL



twist C spout 4 in 1 hot water taps TWIST OPERATED

TWIST C spout 4 in 1 instant hot water taps are easy to install and deliver instant hot water and filtered cold water. Supplied as standard with our WRAS approved 2.4 litre hot water tank and cold water filter kit. Optional 4 litre hot water tank upgrade available to purchase separately (shown on page 149).



5 YEAR TAP WARRANTY

All of our taps are backed with a 5 Year warranty against material and manufacturing defects, 2 years on surface finish & valves*.



HS225 SHOWN IN BRUSHED BRASS

AVAILABLE IN 6 COLOURS



CHROME

BRUSHED NICKEL

MATT BLACK

BRUSHED COPPER

BRUSHED BRASS

GUNMETAL

HS225 series 1-4

- Mechanical Twist Control for boiling water
- Operating Pressures between 1 and 4 bar
- 6 x body colours available
- 52mm base diameter, 35mm hole cut out
- Tap height 387mm, spout reach 200mm



HS225 SHOWN IN CHROME



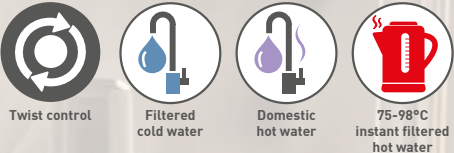
HS225 SHOWN IN BRUSHED COPPER



HS225 SHOWN IN MATT BLACK

traditional french classic 4 in 1 hot water taps TWIST OPERATED

FRENCH CLASSIC 4 in 1 instant hot water taps are easy to install and deliver instant hot water and filtered cold water. Supplied as standard with our WRAS approved 2.4 litre hot water tank and cold water filter kit. Optional 4 litre hot water tank upgrade available to purchase separately (shown on page 149).



5 YEAR TAP WARRANTY

All of our taps are backed with a 5 Year warranty against material and manufacturing defects, 2 years on surface finish & valves*.



HS275 SHOWN IN CHROME

HS275 series 1-4

- Mechanical Twist Control for boiling water
- Operating Pressures between 1 and 4 bar
- Available in Chrome or Brushed Brass
- 54mm base diameter, 35mm hole cut out
- Tap height 323mm, spout reach 215mm

AVAILABLE IN 2 COLOURS



CHROME



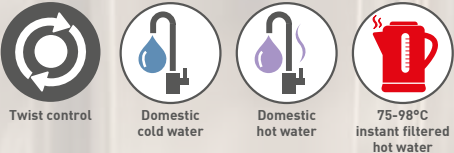
BRUSHED BRASS



HS275 SHOWN IN BRUSHED BRASS

carysil hot water tap 3 in 1 set TWIST OPERATED

CARYSIL HOT TAP 3 in 1 SET is designed to be developer friendly - WRAS approved, NHBC Code G3 Compliant and at an entry level price point. Its easy to install and delivers instant filtered hot water and domestic hot and cold water. Supplied as standard with our WRAS approved 2.4 litre. digital hot water tank and nano carbon filter system. Optional 4 litre hot water tank upgrade available to purchase separately (shown on page 149).



5 YEAR TAP WARRANTY

All of our taps are backed with a 5 Year warranty against material and manufacturing defects, 2 years on surface finish & valves*.



HS215 CHROME 1-4

- Mechanical Twist Control for boiling water
- Operating pressures between 1 and 4 bar
- 52mm base diameter, 35mm hole cut out
- Tap height 326mm, spout reach 210mm

Kit includes:

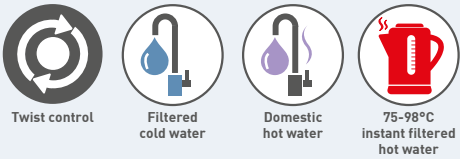
- 2.4 litre digital hot water tank
- Filter Housing & Head
- WRAS approved hoses with push-fit connections x 2
- Universal push-fit adaptors x 2
- Nano carbon water filter (replacement filters available separately)



HS215 3 in 1 Set
Carysil Hot Water Tap SHOWN IN CHROME

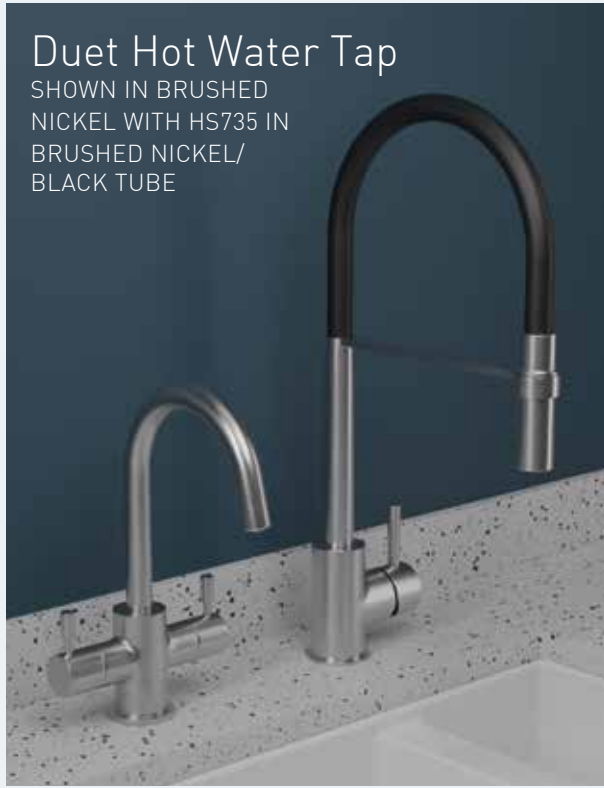
duet hot water/chilled water tap 2 in 1 set TWIST OPERATED

DUET 2 in 1 instant hot water taps are easy to install and deliver instant hot water and chilled filtered drinking water on demand with our WRAS approved tank system and chiller unit (two tank size options are available).



5 YEAR TAP WARRANTY All of our taps are backed with a 5 Year warranty against material and manufacturing defects, 2 years on surface finish & valves*.

2 YEAR TANK WARRANTY



Duet Hot Water Tap
SHOWN IN BRUSHED NICKEL WITH HS735 IN BRUSHED NICKEL/BLACK TUBE

HS295 2 in 1 Set
Duet Hot Water Tap SHOWN IN BRUSHED NICKEL



Duet Hot Water Tap BRUSHED NICKEL 1-5

- Filtered ambient cold water as standard
- Optional chiller unit can be added to give chilled filtered drinking water on demand
- Mechanical Twist Control for boiling water
- Operating pressures between 1 and 5 bar
- 53mm base diameter, 35mm hole cut out
- Tap height 273mm, spout reach 139mm



TANK SIZE OPTIONS SUITABLE FOR THE HOME AND THE OFFICE ARE AVAILABLE

IDEAL FOR THE HOME

HS295A
Delivers 75-98°C instant hot water & chilled filtered cold water

- Duet Tap
- 2.4L Domestic Tank
- Chiller Unit
- Crystal Clarity Filter Kit



IDEAL FOR THE OFFICE

HS295B
Delivers 75-98°C instant hot water & chilled filtered cold water

- Duet Tap
- 4L Commercial Tank
- Chiller Unit
- Crystal Clarity Filter Kit



digital hot water tank options



There are two types of Instant boiling water taps and tanks, pressurised systems and vented systems.

We supply a vented system which complies with all UK regulations but has the ability to have temperature adjustment between 75-98°C. Vented systems are considered to be safer and are permitted for use in new house developments and will be covered by the NHBC. Reheat times and temperature maintenance is generally quicker and more cost effective to run. It is easy to add filtration and limescale reduction to vented systems. Vented systems are easier to install and maintain.

Safety features

Both digital and twist operated taps have a safety feature built into the boiling control. A venturi returns boiling water to the tank instantly the moment the control is closed, this also clears the pipes of any residue boiling water so it is ready to dispense fresh supplies for your next hot drink.



HS2LBWTANK

- Tank size: H330 x W230 x D230mm
- Power: 240V, 13 Amp Plug Supply
- Element: Stainless Steel 1.5 Kw
- Standby Power: 5 Watts
- Min-Max Pressures: 1 to 4 Bar
- Temperature Range: 75-98°C
- Capacity: 2.4 litres
- Filter Change: Every 6 months



HS4LBWTANK-HIGH CAPACITY

- Tank size: H250 x W200 x D290mm
- Power: 240V, 13 Amp Plug Supply
- Element: Stainless Steel 1.5 Kw
- Standby Power: 5 Watts
- Min-Max Pressures: 1 to 4 Bar
- Temperature Range: 75-98°C
- Capacity: 4 litres
- Filter Change: Every 6 months



CARYSIL

keeps drinks
chilled at
the perfect
temperature

sommelier WINE COOLER

**a bottle needs to be two things . . .
at the right temperature and within reach**

The Carysil Sommelier integrates into any worksurface to keep a chilled bottle at its opening temperature, without any ice or drips.

Simply take a cold bottle from the fridge, pour a glass and pop it in the Carysil Sommelier, no need for ice. Perfect for any chilled drinks from champagne, white or rosé wines to red wines with our Sommelier Red Boost which has a temperature mode to keep red wines at their ideal temperature of 12-18°C.

add a touch of luxury . . .

to your home with the Carysil Sommelier Red Boost and make it the centre of enjoying good times with friends and family.

With touch control lighting to suit any mood or time of the day it can be installed into any worksurface in the kitchen, home bar or garden room . . . even a bathroom (with an appropriate power supply) . . . the options really are endless.



CARYSIL
sommelier

For more information visit
<https://www.carysil.co.uk/sommelier/>
to view our online Sommelier brochure
and installation guides

CROWNS AVAILABLE IN 6 COLOURS



MATT BLACK



BRUSHED
COPPER



BRUSHED BRASS



BRUSHED
GUNMETAL



POLISHED
STAINLESS STEEL



BRUSHED
STAINLESS STEEL

Sommelier easily integrates into any new or existing surface of your choice, perfectly pairing with your kitchen island or home bar.



carysil sommelier WINE COOLER



Sommelier Red Boost

TEMPERATURE MODES		LIGHTING MODES	
<i>Chilled</i>	5-12°C	<i>Solid</i>	■
<i>Red wine</i>	12-18°C	<i>Gradient</i>	■
<i>Boost</i>	3-4°C	<i>Dynamic</i>	■

CURVED CROWNS AVAILABLE IN 6 COLOURS



Simply tap the 'crown' to change colours



CURVED

A timeless classic.

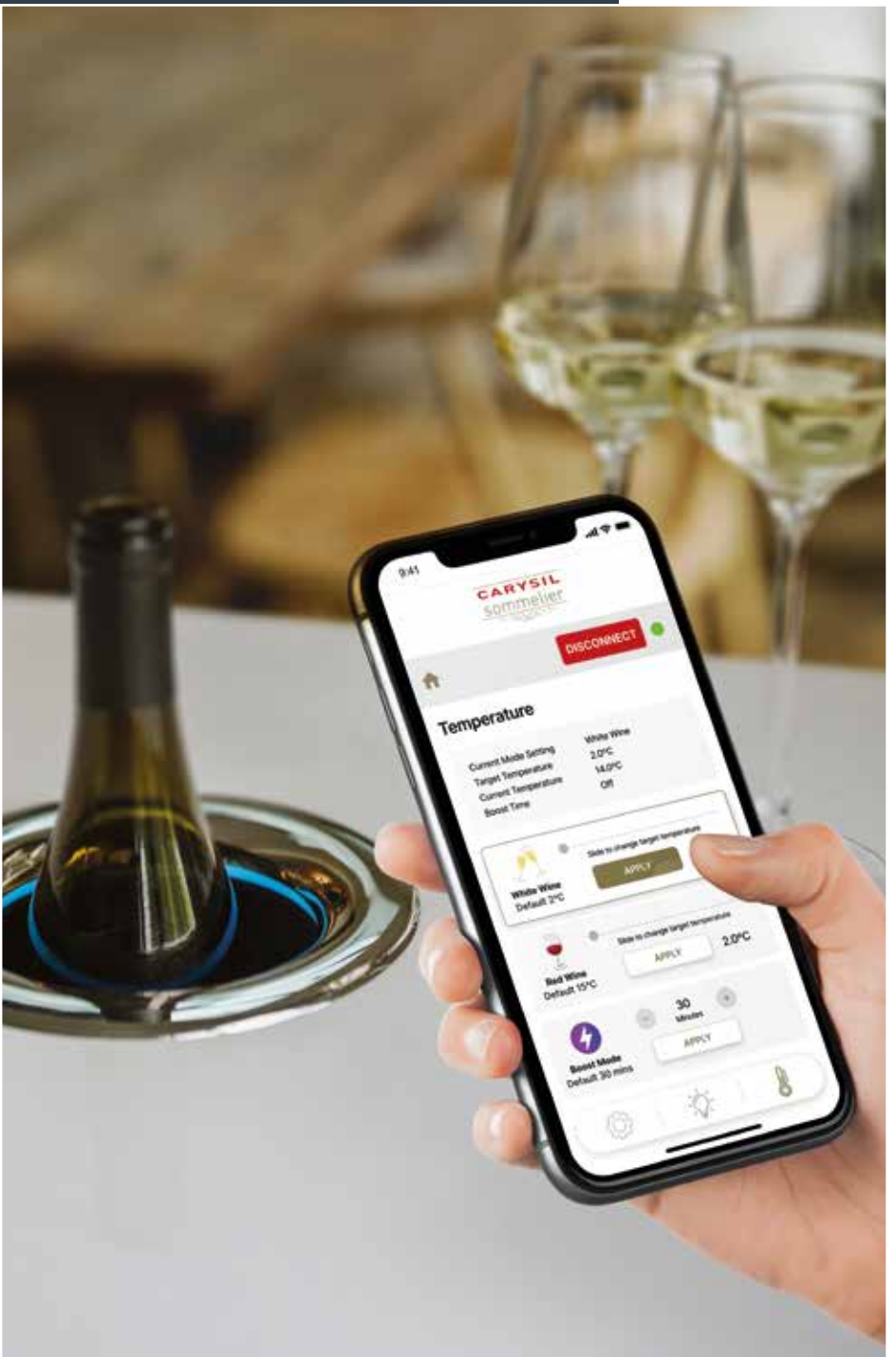
A seamless curve in a choice of finishes.



■ We call this part the 'crown'



■ The rest of the sommelier is hidden under the worksurface, (and it's smaller than a sheet of A4 paper!)

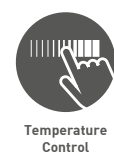


Set the mood, lighting and temperature of your Carysil Sommelier remotely

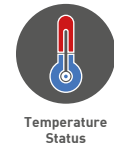
Download the Carysil Sommelier App for added features



Set the mood by changing the ambient lighting in your crown remotely through our App.



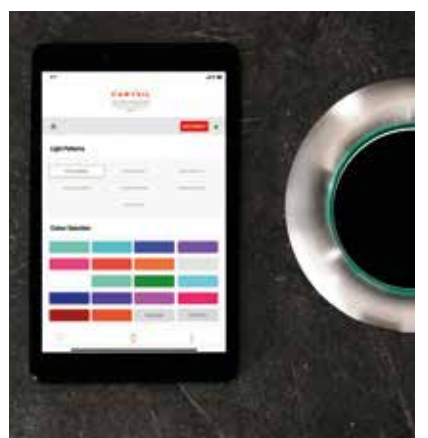
In addition to the standard three temperature settings you can set the temperature to your requirements through our App by using the slide bar.



Check the status of the current temperature in the chamber and the target temperature.

Register your product warranty, set password and personal details and receive software updates through our App.

Download the Carysil Sommelier App from:



CARYSIL

The Crystal Clarity filter provides bottled quality water from your existing tap. A filter change is only required every six months, depending on water usage. The system is a carbon wrap system which gives a higher flow rate and lower pressure drop than traditional carbon block products. The inline filter will work with both minimum and maximum pressure systems. (Ideally 1-bar or above flow rate). Suitable for all Carysil Collection taps.

filtered cold water CRYSTAL CLARITY why use water filter kits?

Filters remove: chlorine/organic matter/sediment
• **reduce lime scale** • **improve taste & odour**
• **5 micron rating**



Improved
Water Quality

A Carysil Clarity Water Filter Kit will improve the taste of your drinking water by reducing the taste and odour of chlorine and water hardness.



Reduces Plastic

The Carysil Clarity Water Filter Kit fits help the environment by reducing the consumption of single use plastic bottles.



Cost Saving

Switching to a Carysil Clarity Water Filter Kit could make considerable savings on the purchase of bottled water.



Reduced
Limescale

Filling your kettle with filtered water will reduce limescale build up and the need to descale.



Space Saving

The Carysil Clarity Water Filter Kit fits neatly under your sink freeing up space in your fridge if using a water filtration jug or bought bottled water.

Crystal Clarity Water Filter removal capabilities

Benzene	Methyl Ethyl Ketone
Chloramine	Nitrobenzene
Chlorine	Odours
Chlorobenzene	Organic esters
Chloroform	Pesticides
Chlorophenol	Plastic Taste
Diesel Fuel	Rubber Hose Taste
Dyes	Sediment
Ethyl Acetate	Sodium Hypochlorite
Gasoline	Solvents
Glycols	Tannins
Herbicides	Trihalomethanes
Hypochlorous Acid	Toluene
Insecticides	Toluidine
Iodine	Trichloroethylene
Ketones	Turpentine
Limescale	Xylene



crystal clarity COLD WATER KIT DELIVERS FILTERED COLD WATER FROM ANY STANDARD TAP



HSMANFILKIT CRYSTAL CLARITY MAINS WATER FILTER KIT

- Kit includes:
- Filter Housing & Head
 - WRAS approved hoses with push-fit connections x 2
 - Universal push-fit adaptors x 2
 - Diverter valve
 - Base Remover tool
 - Crystal Clarity Filter (replacement filters available separately, shown opposite)

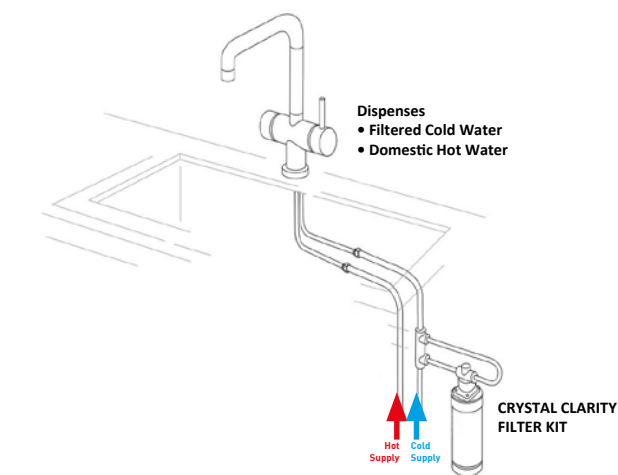


HSREPFILTER REPLACEMENT CRYSTAL CLARITY FILTER

- Replacement filter for use with HSMANFILKIT Mains Water Filter Kit
- Recommended filter replacement every 6 months depending on water usage



HSMANFILKIT FITS NEATLY UNDER THE SINK



ONE WAY IN WHICH WE ARE SUPPORTING ONE OF OUR NOMINATED CHARITIES

WaterAid

For every water filter kit & replacement water filter sold, we pledge to make a donation to [wateraid.org](https://www.wateraid.org)

We recommend
that our filters
are changed on
average every 6
months depending
on water usage.



JOIN OUR WAR ON PLASTIC

There are over 13 billion plastic water bottles used in the UK every year. Over 50% never get recycled, they are just discarded and most end up in our oceans. Installing Carysil's Crystal Clarity water filter will convert any cold tap simply and easily into clean, healthy, and delicious filtered drinking water on demand. By using a reusable, BPA Free, drinking bottle you can help to save the environment and guard your family's health.



Filtered tap water offers
quality, purity, convenience
and will save money in the
long term. It's deemed an eco-
friendly alternative to bottled
water, and benefits from being
low maintenance.



personalised tap branding OPTIONS

Add your own company logo, company name or range name to your CARYSIL COLLECTION of quality mixers in order to create a collection exclusive to you. Our laser logo solution provides a high quality, long lasting branding opportunity for you.

Add your company branding to both sinks & taps to create your own exclusive collection

PERSONALISED SINK BRANDING OPTIONS ARE SHOWN ON PAGES 96-97

personalise your range of mixer taps with your company branding to create your own exclusive collection



EXAMPLES OF BRANDING POSITION ON MIXER TAP BASE



EXAMPLES OF BRANDED TAP & SINK WITH BRANDED RECTANGULAR OVERFLOW COVER

tap stands

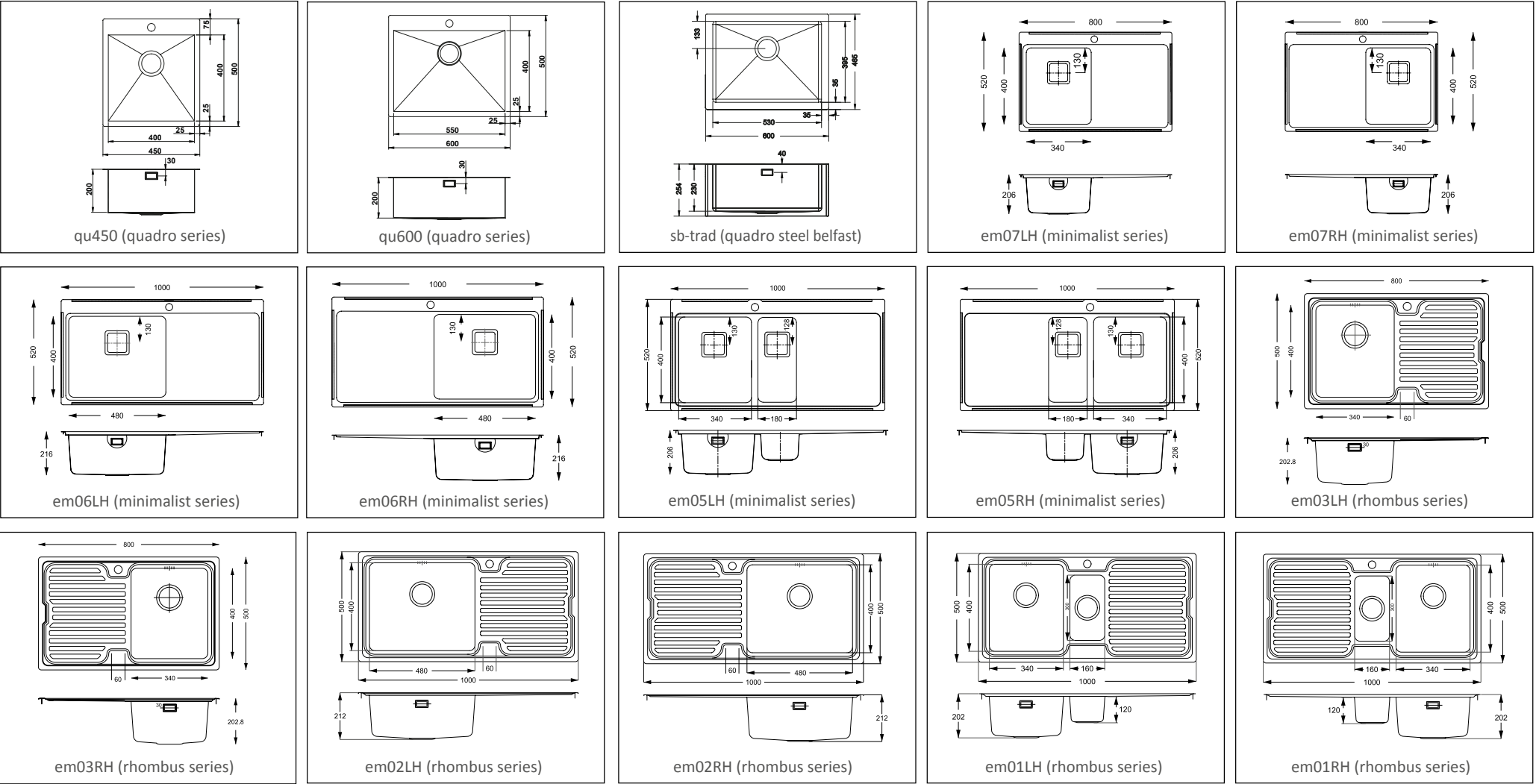
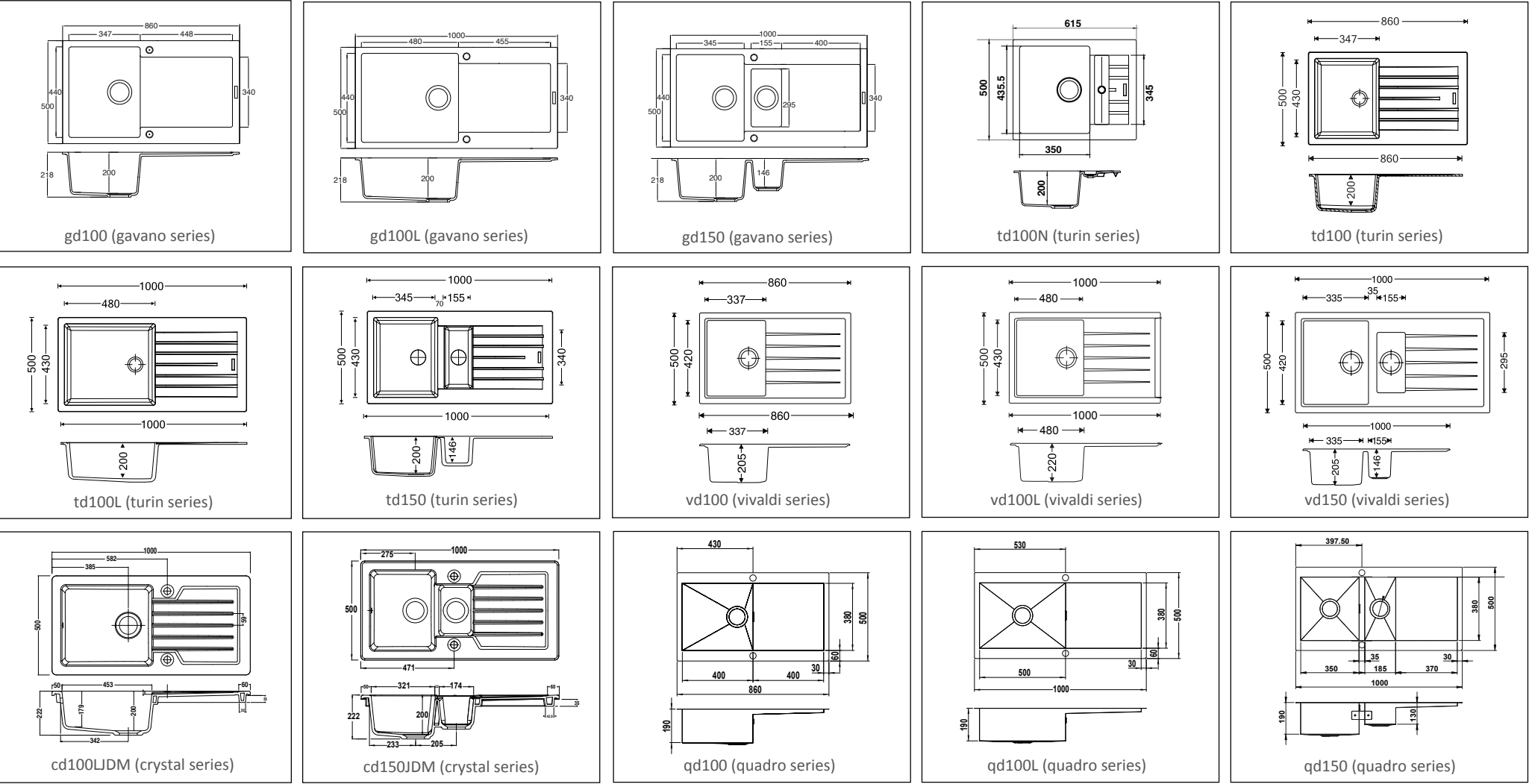
Available to display the entire range of CARYSIL COLLECTION taps within your show area, manufactured from robust fabricated stainless steel with a durable smooth powder coated finish.

Overall size: W595 x H200mm

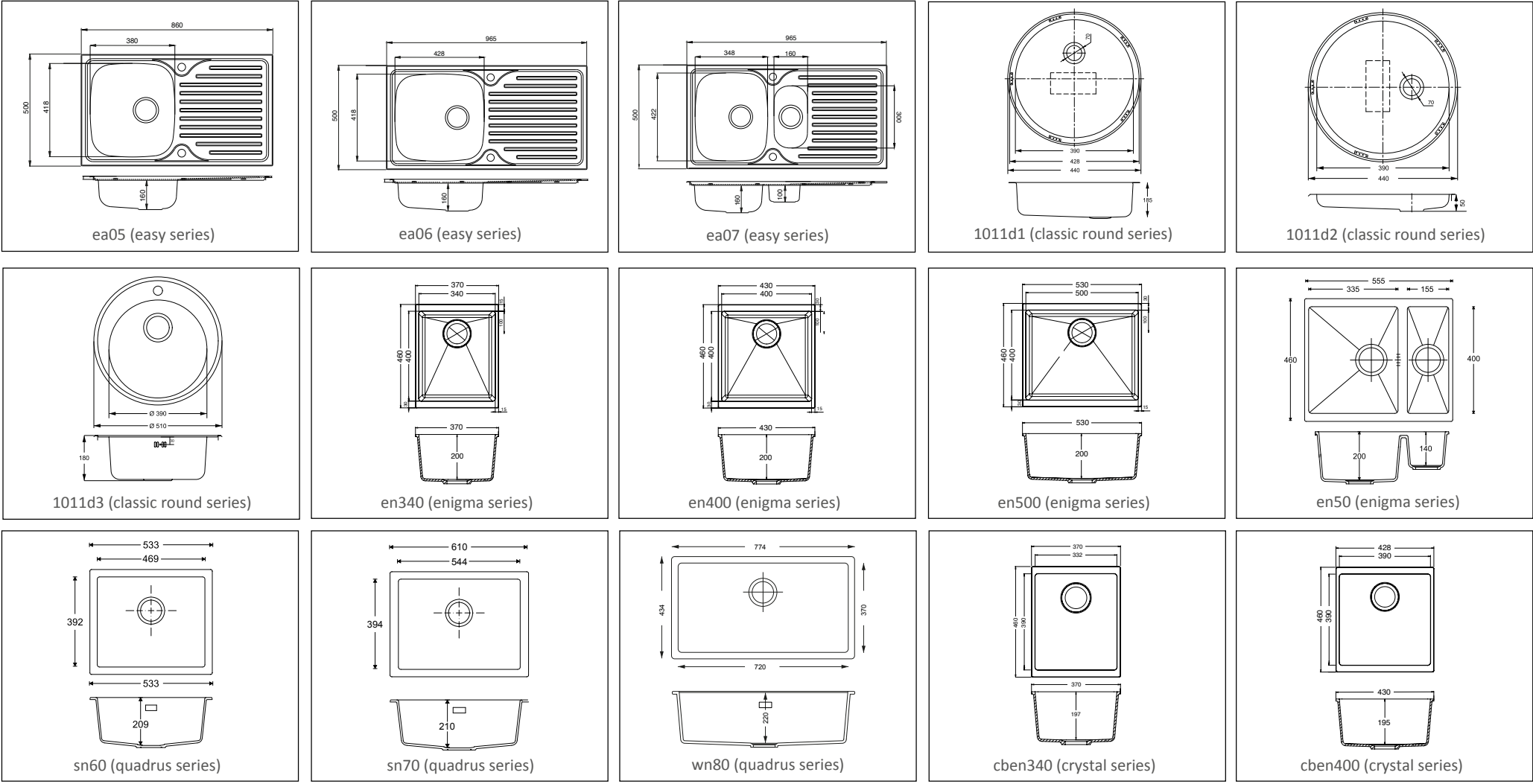
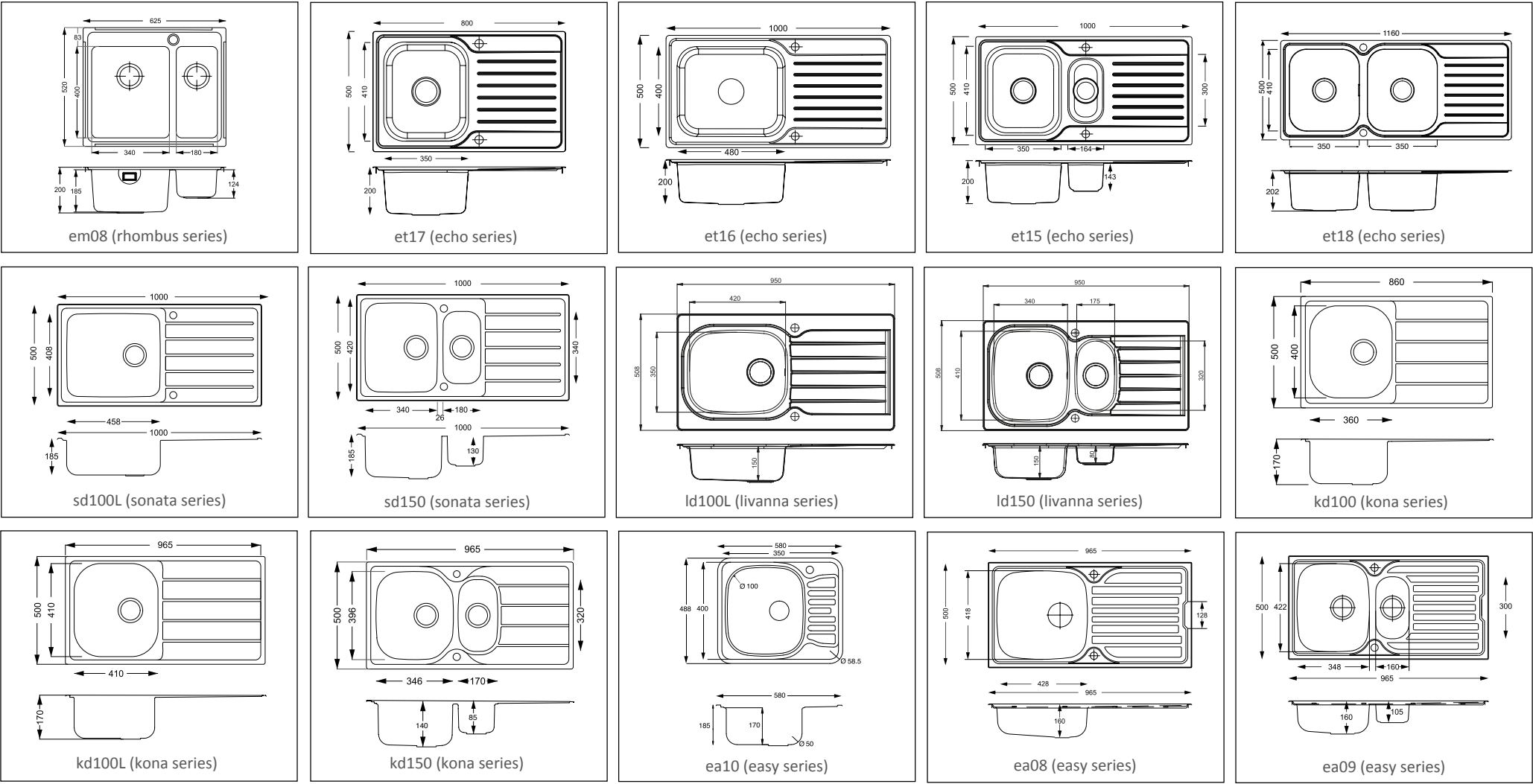


tap stands are predrilled to display five taps and have enough space to add your company branding

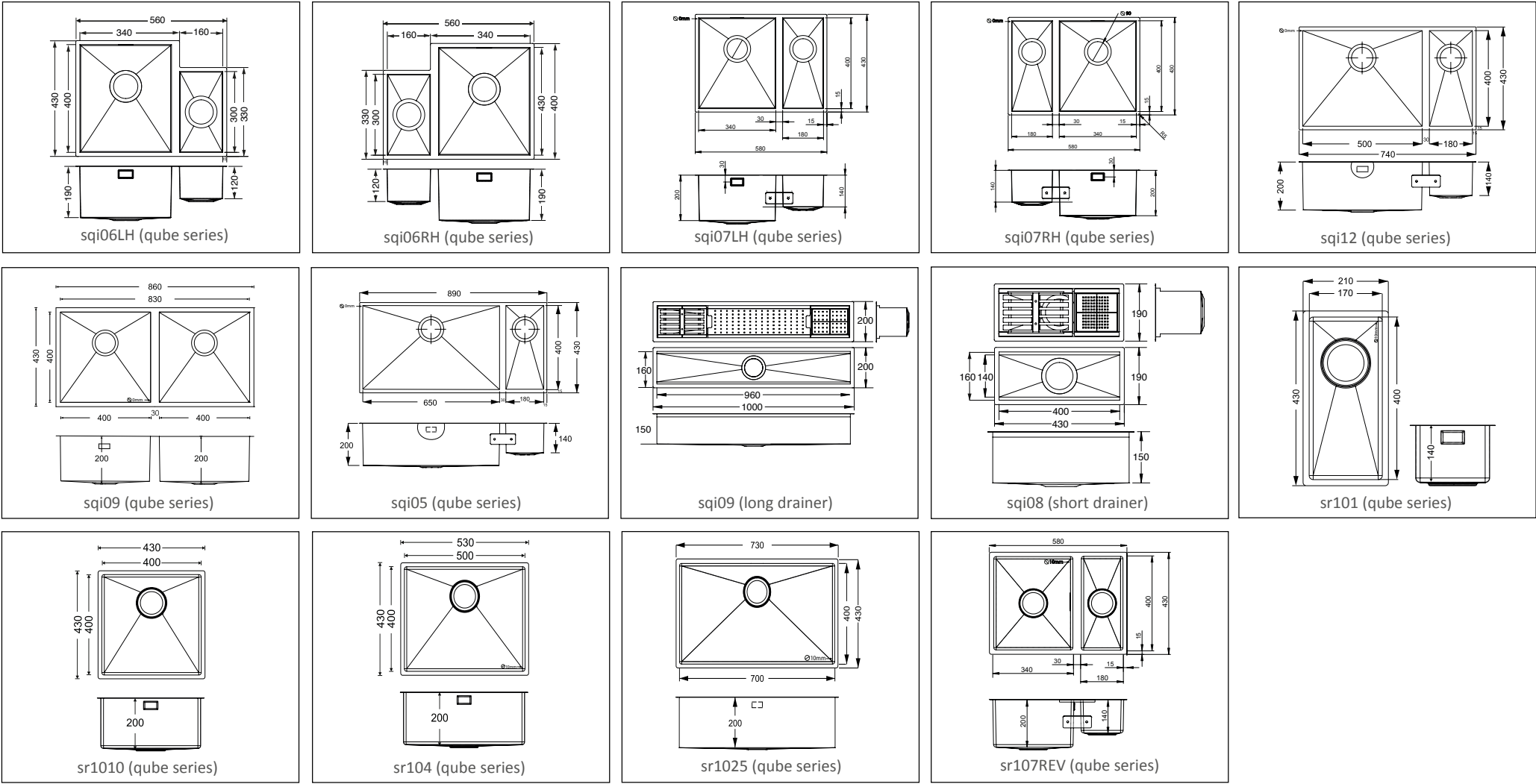
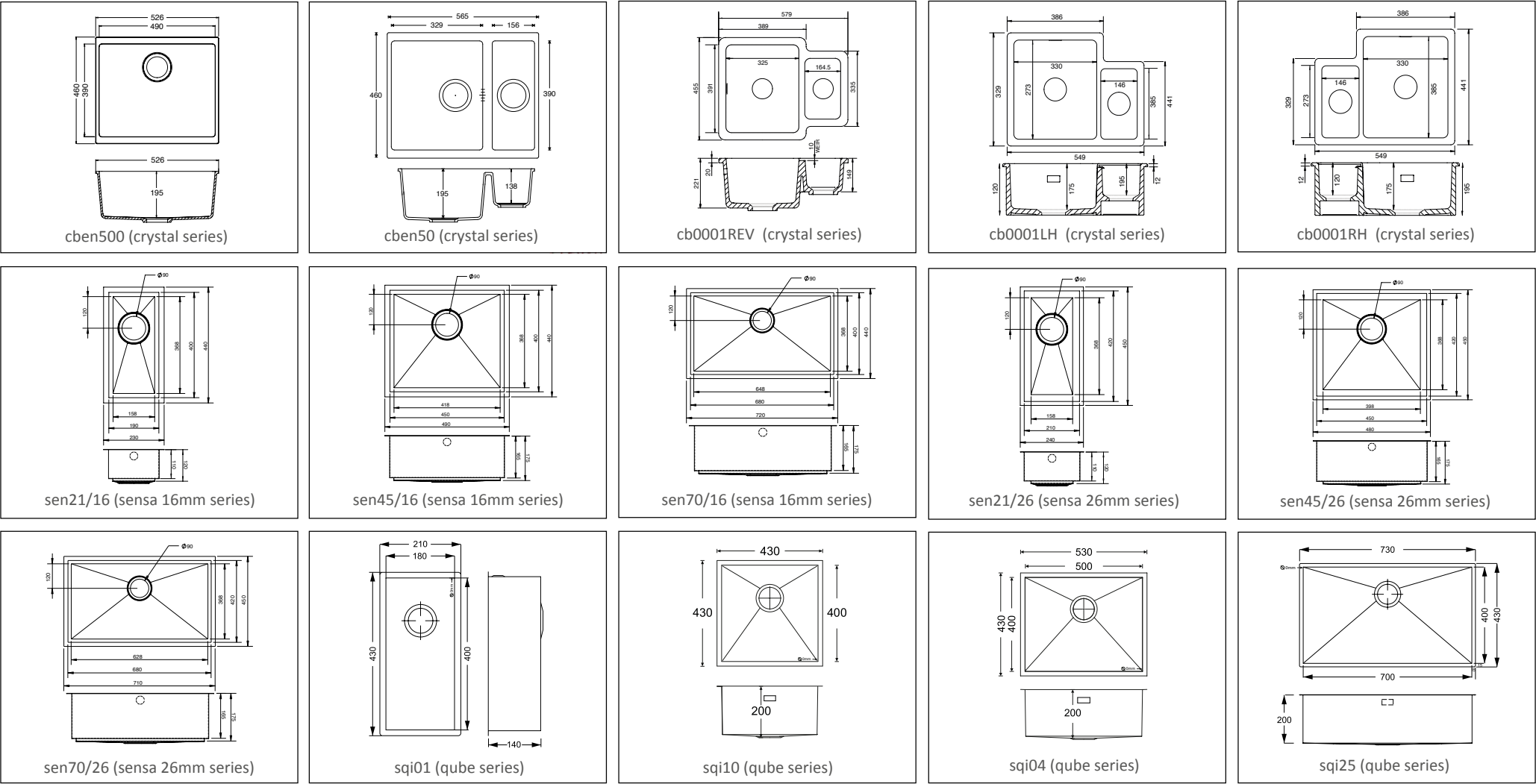
technical SPECIFICATIONS SINKS



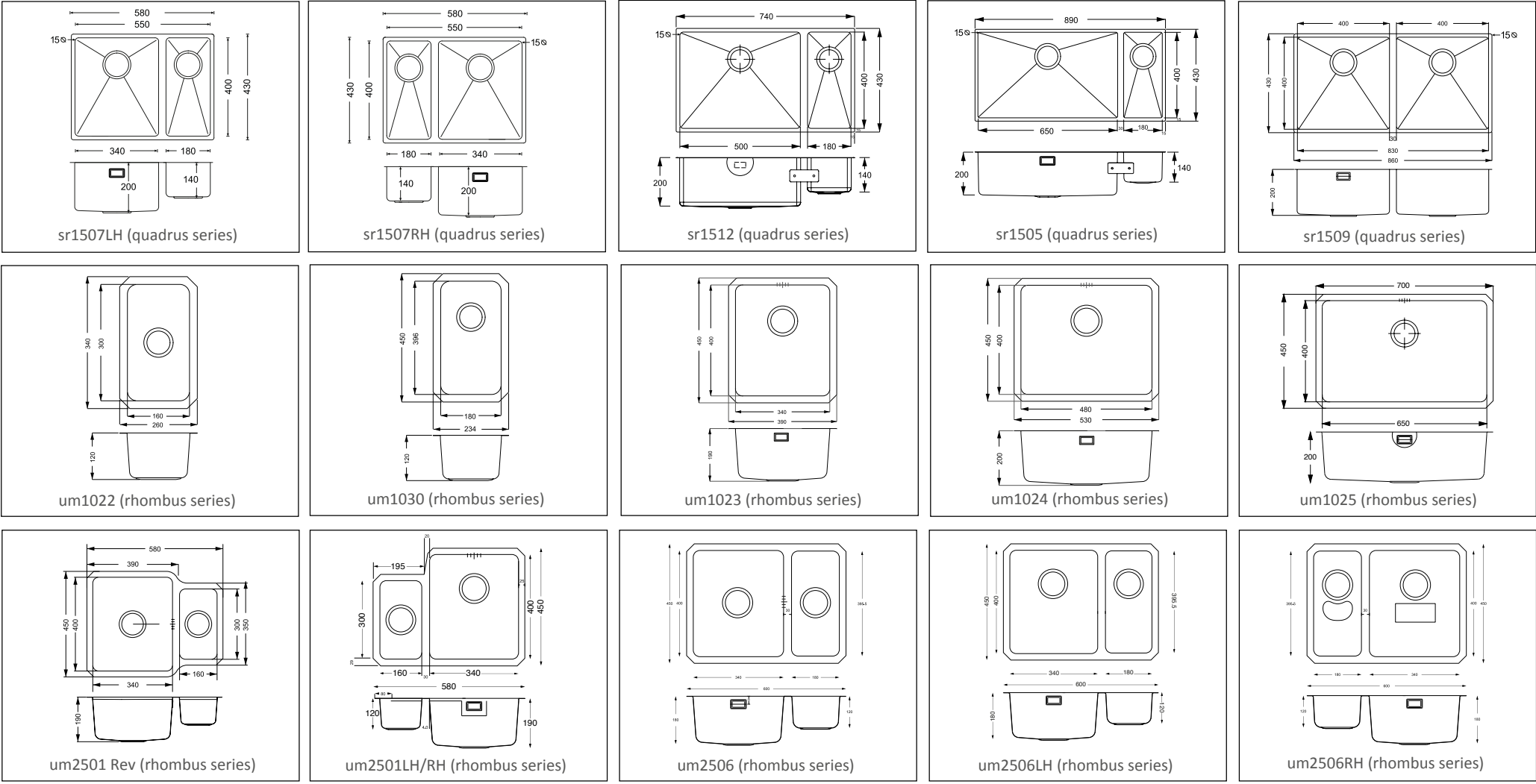
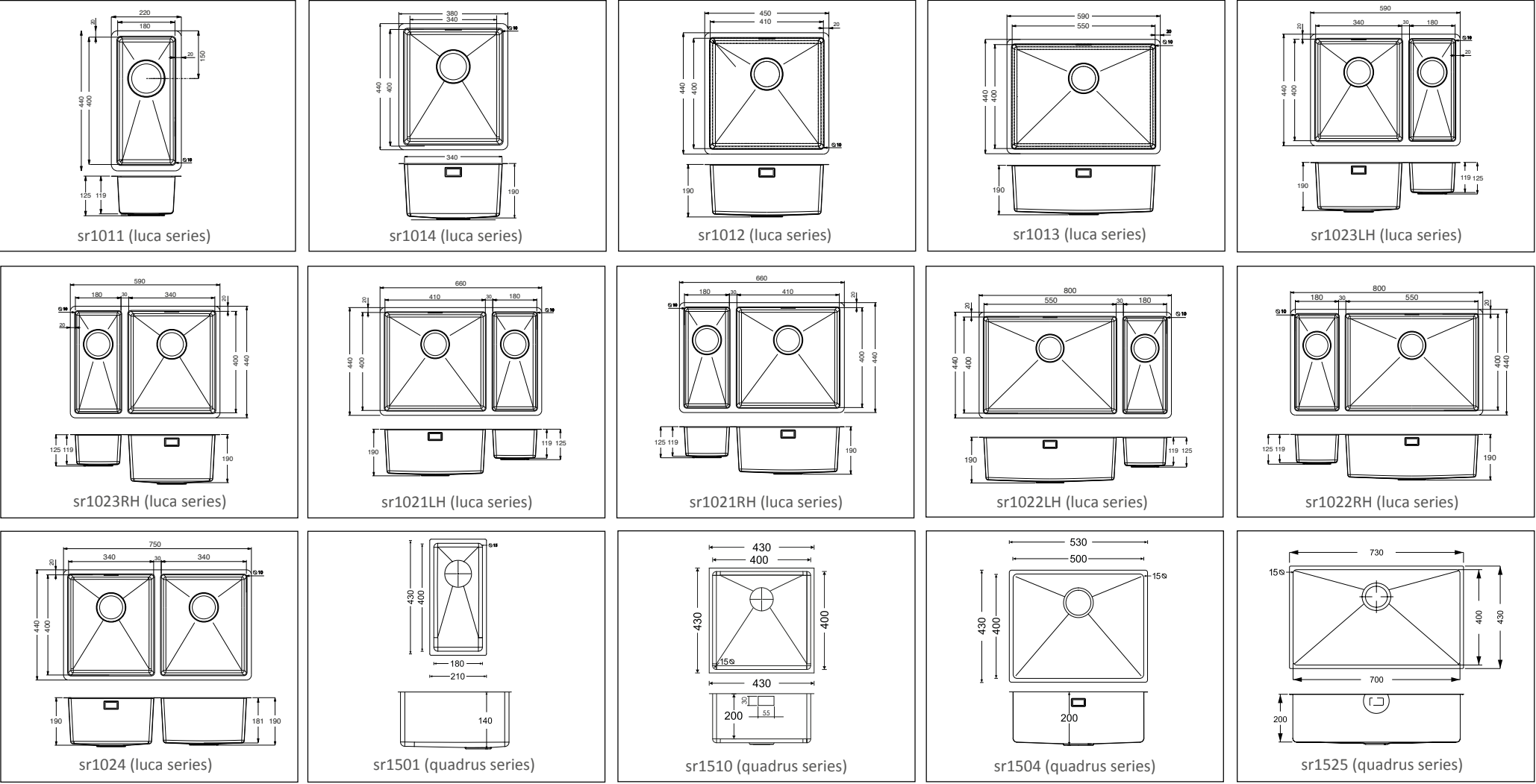
technical SPECIFICATIONS SINKS



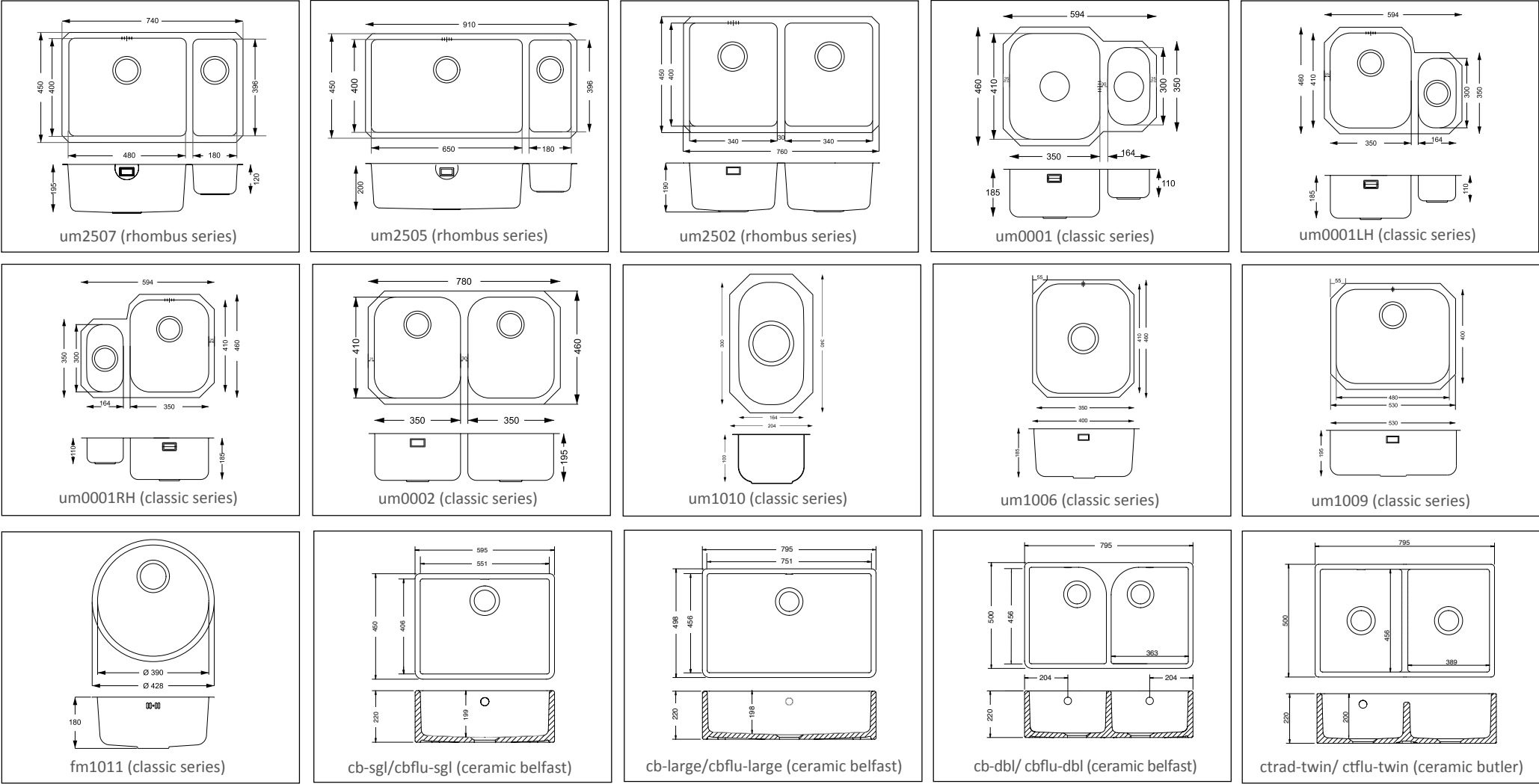
technical SPECIFICATIONS SINKS



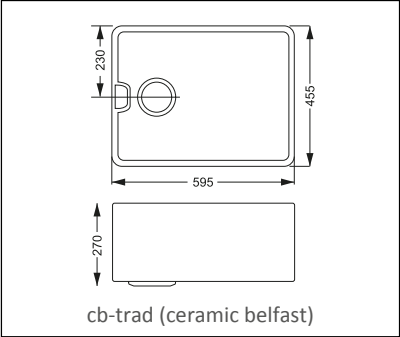
technical SPECIFICATIONS SINKS



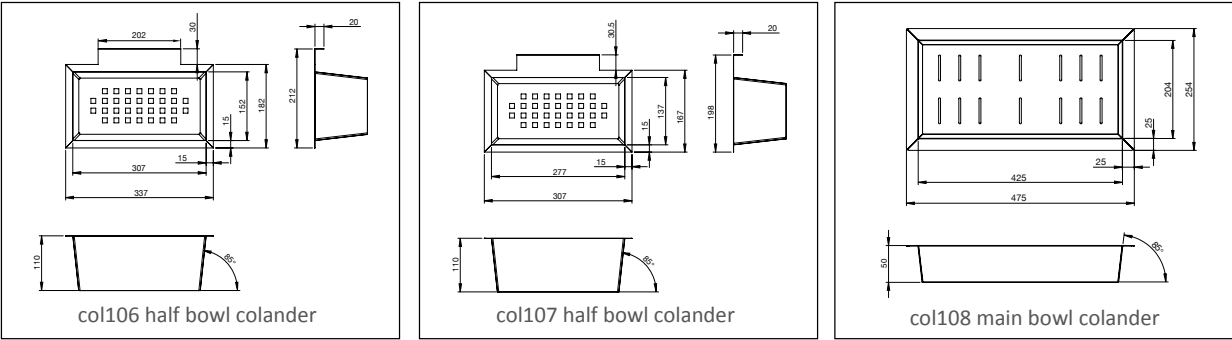
technical SPECIFICATIONS SINKS



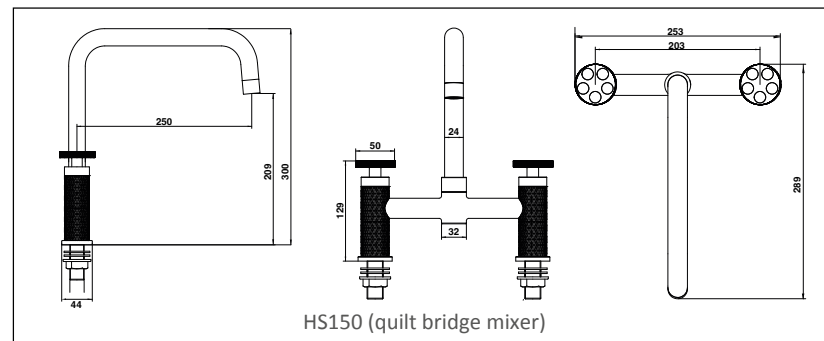
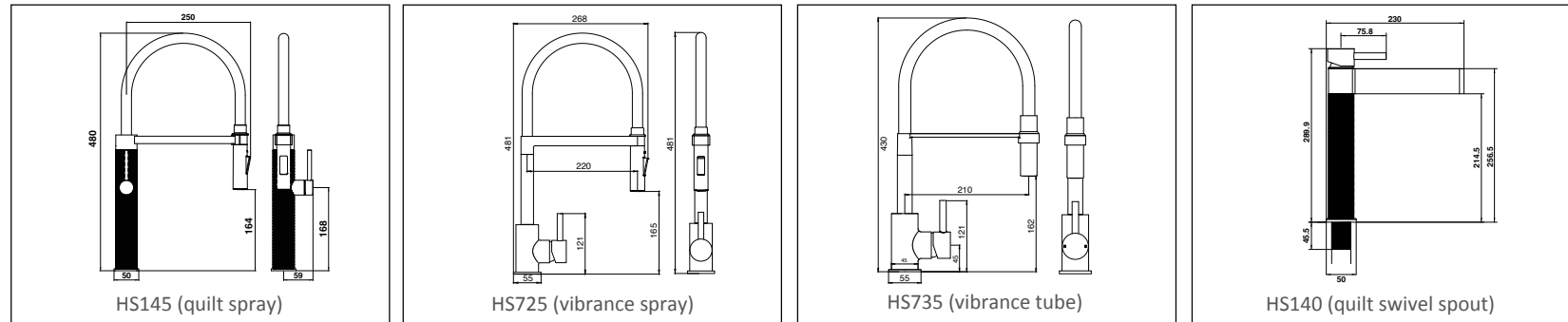
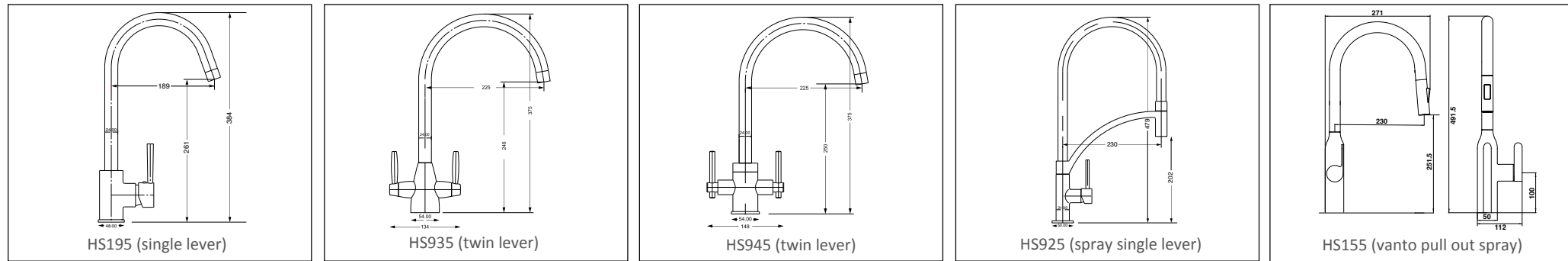
technical SPECIFICATIONS SINKS



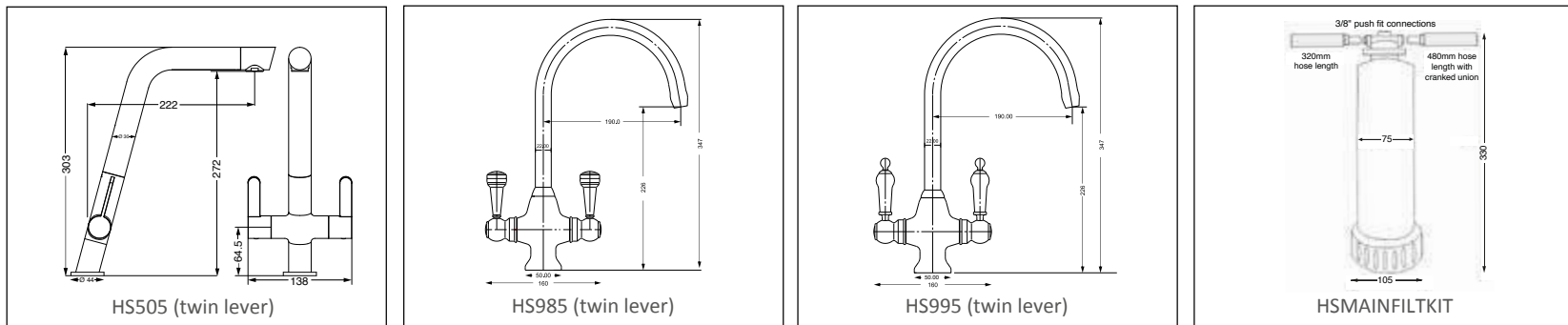
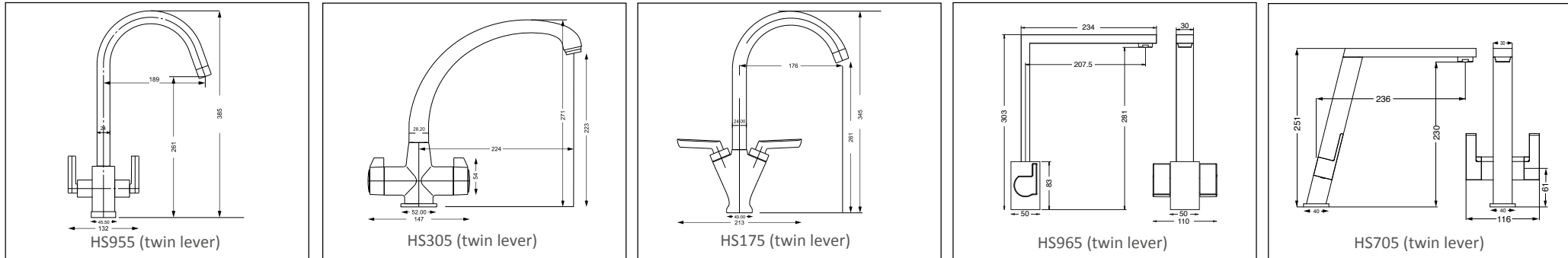
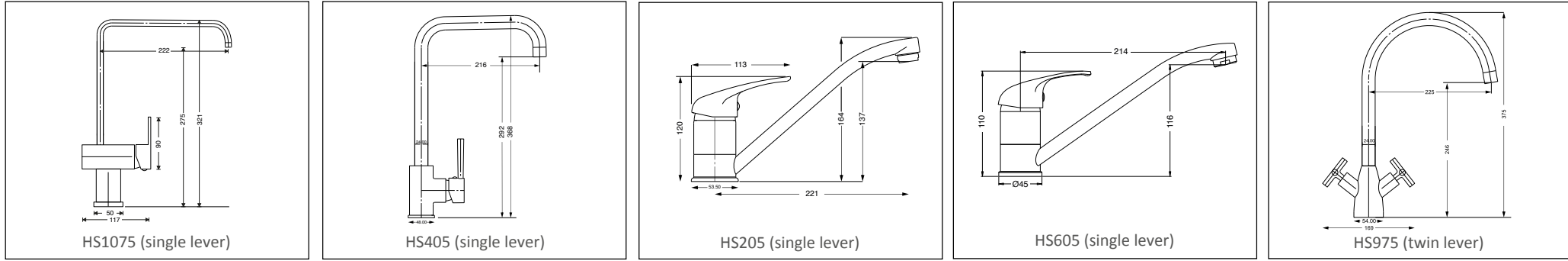
technical SPECIFICATIONS ACCESSORIES



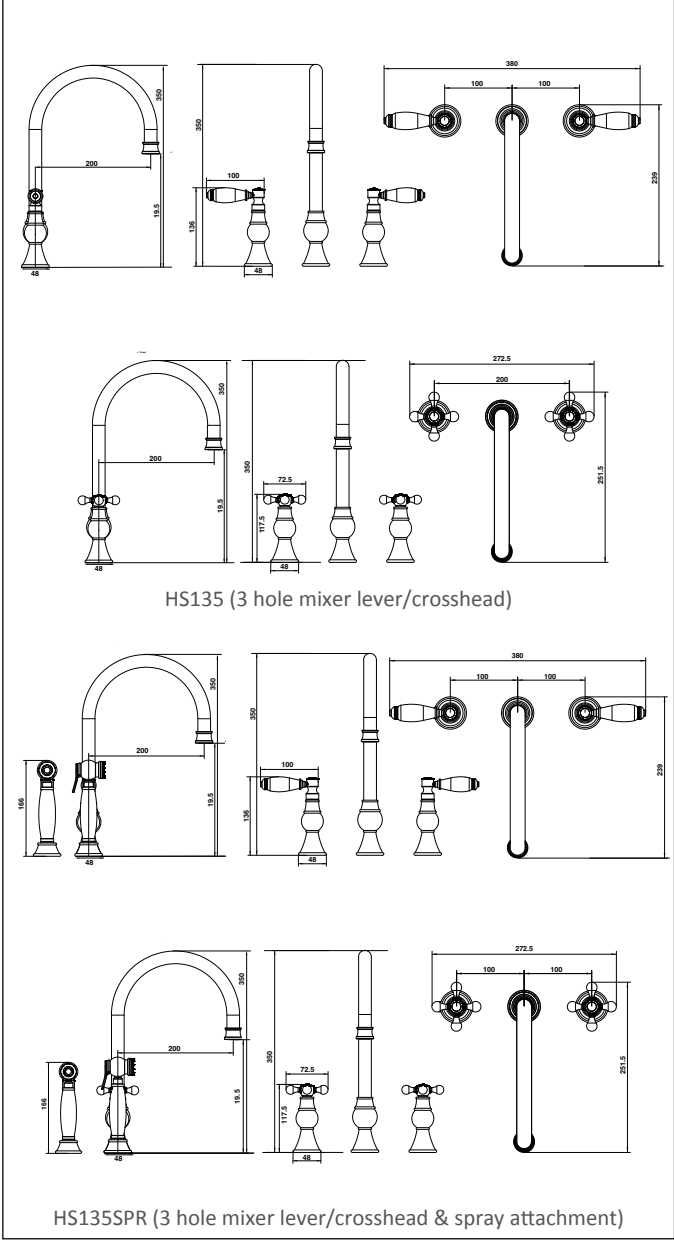
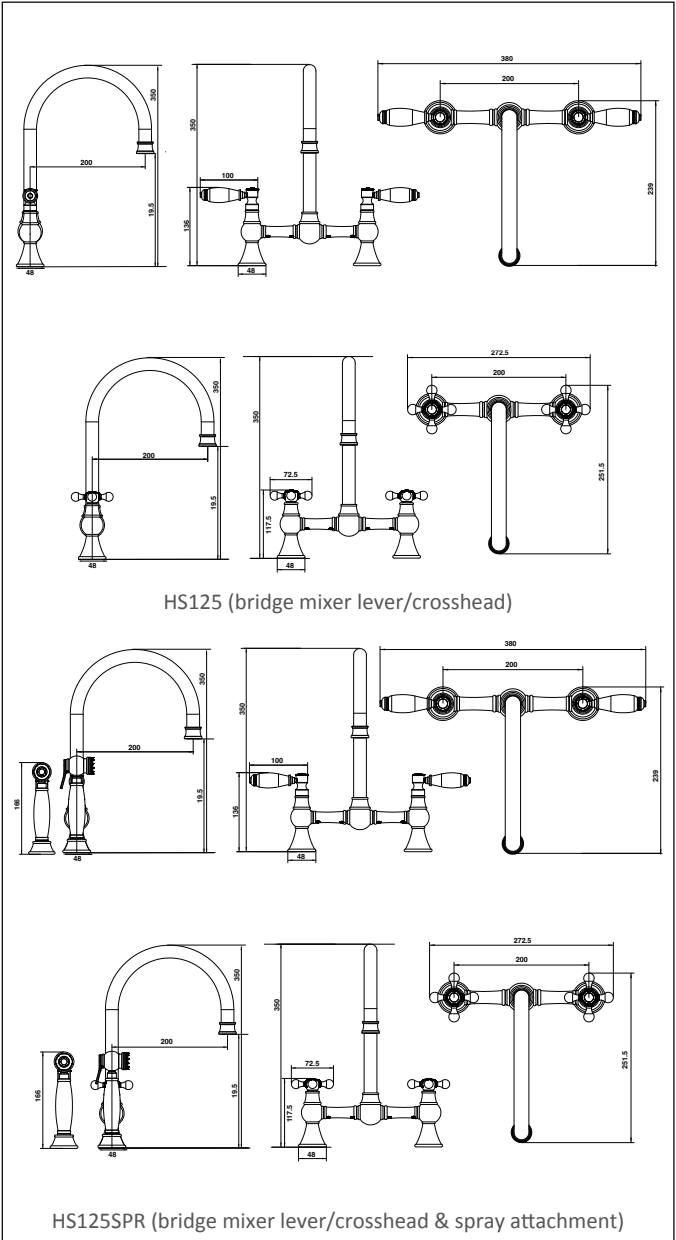
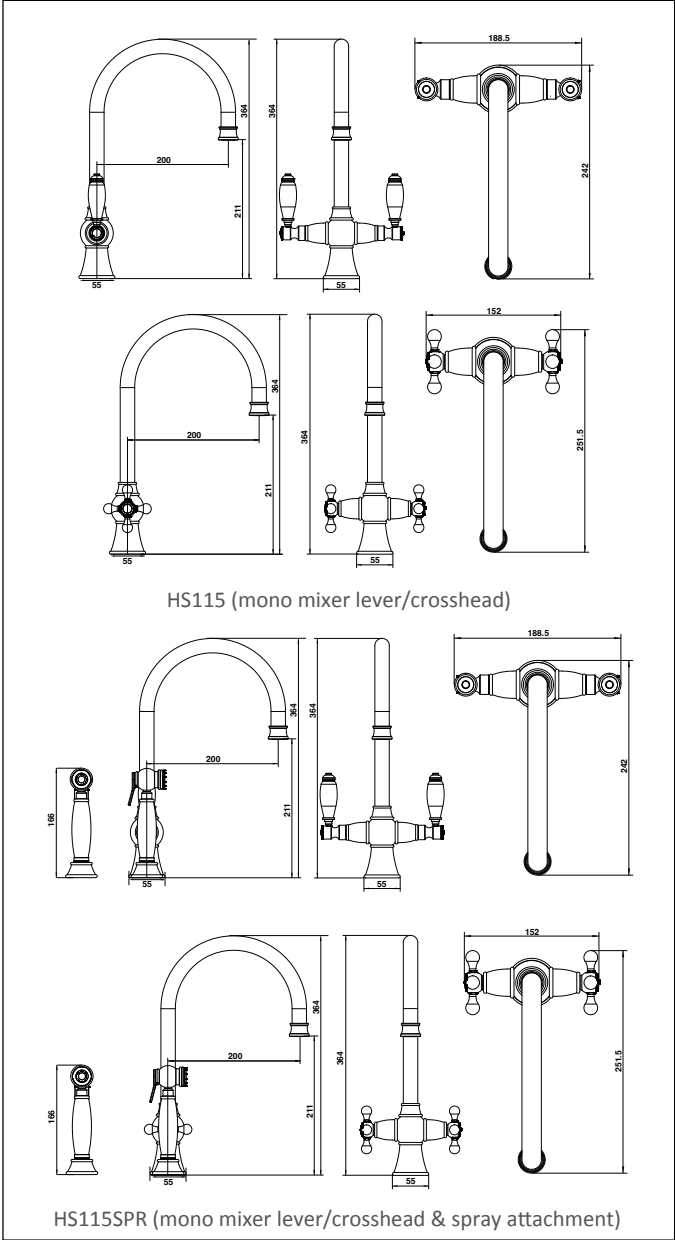
technical SPECIFICATIONS TAPS



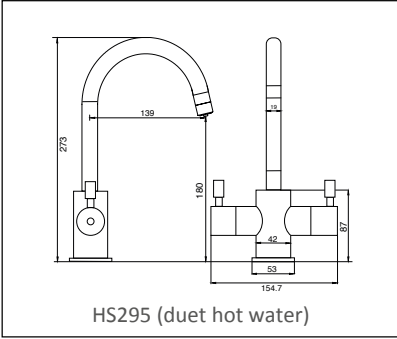
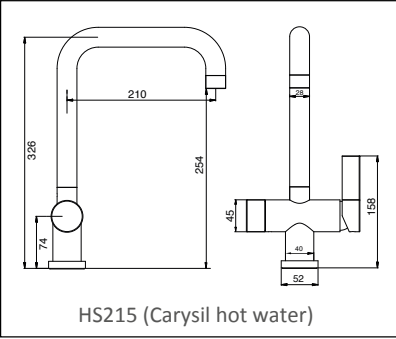
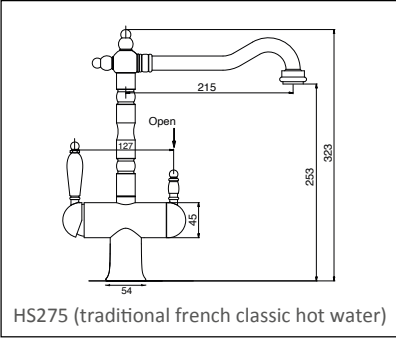
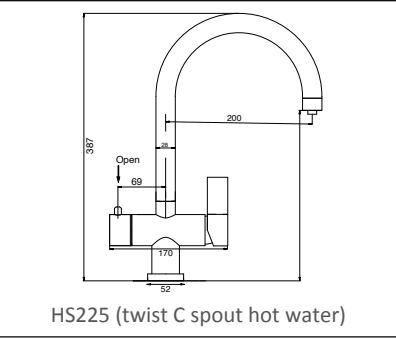
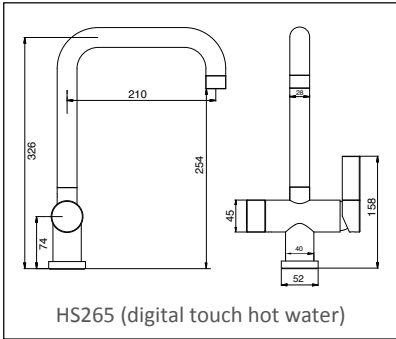
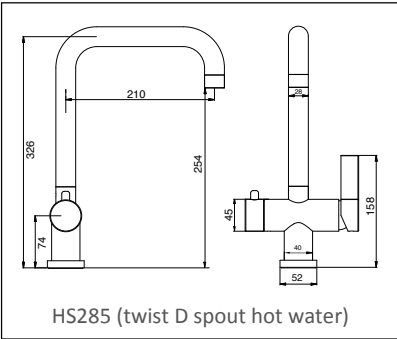
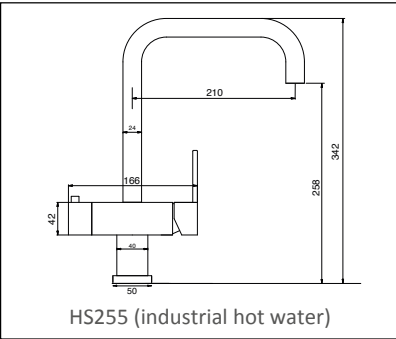
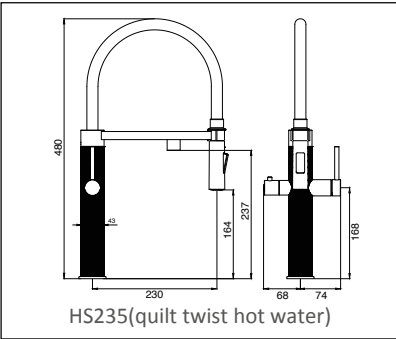
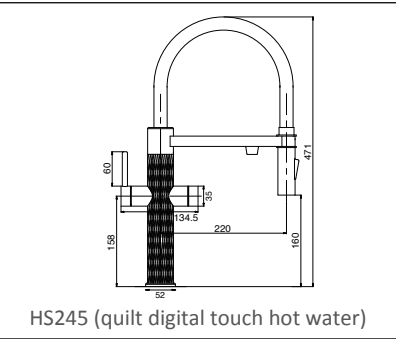
technical SPECIFICATIONS TAPS



technical SPECIFICATIONS TAPS



technical SPECIFICATIONS TAPS



buy with confidence with our warranties

LIFETIME WARRANTY

All of our sinks are backed with a Lifetime Warranty against genuine material and manufacturing defects*.
* limited to first time owner, non-transferable, domestic use only

5 YEAR TAP WARRANTY

All of our taps are backed with a 5 Year warranty against material and manufacturing defects, 2 years on surface finish & valves*.
* limited to first time owner, non-transferable, domestic use only

CARE AND MAINTENANCE

All sinks and taps have been manufactured to ensure peace of mind. We recommend washing, rinsing and drying your sink and tap after each use. Weekly cleaning with a specific sink cleaner is also recommended. For a more in-depth guide, please visit carysil.co.uk.

Stainless Steel sinks

Your stainless steel sink is manufactured from high quality SS304 stainless steel. To prolong the life of your sink we recommend daily cleaning and maintenance.

Rinse your sink after every use and use a cloth such as a soft tea towel to DRY the inside of your sink after use. Apply stainless steel cleaner/polish with a non-abrasive cloth or sponge weekly. We recommend using a specific sink cleaner in order to keep your sink looking and performing well.

NEVER USE ABRASIVE MATERIALS, CLOTHS OR CLEANERS on your sink as they have an abrasive affect that can damage and scratch the surface of your sink

Substances containing bleaches and similar chemicals can have an adverse effect on the surface of your sink and damage the finish. If used, ensure they are washed off immediately after use and your sink wiped clean.

Coloured PVD Steel sinks

A chemical process called Physical Vapour Deposition (PVD) is applied to the base stainless steel sinks to create a colour (PVD) effect, therefore harsh treatment and scratching upon the surface must be avoided.

Regular light cleaning is recommended over infrequent deep cleans. Before cleaning, rinse away any surface debris to prevent scratching.

Use a soft microfibre cloth or plain sponge with mild soap and warm water, cleaning in the direction of the sink’s brushed finish. Avoid harsh chemicals or abrasive cleaners, as they can damage the PVD coating.

After washing, thoroughly rinse with warm water and dry with a fresh microfibre cloth to prevent water spots and residue build-up. It is advisable to dry the sink after each use to avoid standing water, which can lead to mineral deposits that may permanently discolour the surface.

For stubborn stains, watermarks, or fingerprints that do not come off with soapy water, a mutton cloth can be used for gentle buffing. ABRASIVE CLEANING TOOLS SHOULD BE AVOIDED as they will scratch the sink. To protect the surface from scratches and accidental drops, a wire sink bottom grid is recommended. Silicone grids and plastic washing-up bowls are not advised, as they can encourage standing water or cause scratching.

SCOURING PADS, STEEL WOOL, BRILLO PADS, BRUSHES, AND ABRASIVE CLOTHS SHOULD NEVER BE USED. Abrasive cleaning agents and harsh chemicals such as bleach, ammonia, caustic soda, and drain cleaners should also be avoided. If any of these substances come into contact with the sink, rinse immediately with plenty of water. Bleach or other chemicals should never be left to soak in the sink as they may damage the coating.

Standing water should not be left for prolonged periods, as it can cause watermarks. Exposure to fruit juices, fizzy drinks, salts, tea bags, coffee, red wine, and acidic foods should be minimised, as they may cause staining. Wet sponges or cloths should not be left in the sink or hanging over the tap for long periods, as they can cause surface discoloration.

DO NOT CHOP FOOD DIRECTLY ON THE SINK SURFACE OR PLACE HOT PANS, KETTLES, TEAPOTS, as this too could cause damage to your sink surface. Steel or cast-iron items should not be left on the surface for extended periods, as they can cause oxidation stains.



LIFETIME WARRANTY

All of our sinks are backed with a Lifetime Warranty against genuine material and manufacturing defects*.
* limited to first time owner, non-transferable, domestic use only

5 YEAR TAP WARRANTY

All of our taps are backed with a 5 Year warranty against material and manufacturing defects, 2 years on surface finish & valves*.
* limited to first time owner, non-transferable, domestic use only

WARRANTY AND AFTERSALES

For comprehensive aftersales and warranty information regarding the products featured in this brochure, please visit carysil.co.uk.

Granite sinks

Bleach and chlorides are found in almost all cleaning solutions and can be damaging if left on your sink for long periods. Therefore please avoid prolonged contact of these substances as they can damage your sink. Ensure substances such as these are thoroughly rinsed from the sink surface and flushed through pipework immediately after use.

Wipe the sink down after rinsing, and apply a granite sink cleaning liquid to the sink surface on a weekly basis. Remember to always fully rinse and dry your sink.

Hard water areas are susceptible to limescale deposits, however these can be reduced by cleaning the sink thoroughly after every use. A diluted bleach solution can be used to help remove any deposits but remember to rinse and dry your sink thoroughly after applying this method, as any remaining bleach solution may damage the surface.

Ceramic/Fine Fireclay sinks

To maintain your ceramic sink, wipe it regularly with a moist cloth and a mild, non-abrasive cleaner. Rinse and dry after each use to prevent limescale build-up and water marks.

For limescale removal, use a 3:1 hot water to white vinegar or lemon juice solution. Soak a paper towel in vinegar, place it over stubborn stains overnight, then rinse thoroughly.

To remove stubborn marks, use a non-abrasive cleaning paste or a rubber eraser with washing-up liquid. Avoid abrasive cleaners, as they can dull the glossy finish.

Apply a diluted bleach solution every 2–3 days to maintain shine, but avoid prolonged contact with waste fittings and overflows. Never pour strong chemicals (bleach, ammonia, caustic soda, or white spirit) directly down the sink, as they can damage the ceramic and plumbing.

Avoid dropping heavy objects, chopping directly on the surface, or placing hot pans on the sink to prevent cracks, scratches, or crazing.

Taps

All taps should be cleaned with warm soapy water and a cloth. Do not use abrasive powders or scouring pads as they can have an adverse effect on the surface finish of the tap.

Limescale can also have an adverse effect to the workings of your tap. If the nozzle becomes clogged, we recommend cleaning the nozzle with a toothbrush or similar implement to ‘brush’ away limescale deposits. Periodic removal of the nozzle and soaking in a diluted white vinegar solution can also prolong the life of your tap.

Your tap features state of the art technology; debris, grit and contaminants within the water system should be flushed through the system prior to the installation and commissioning of your tap. This will ensure they do not come into contact or damage/clog the valves within the tap.



CARYSIL

CARYSIL

after sales support

For advice on any product, to report a fault or make a warranty claim please call
Carysil on 01260 223163 in the first instance.
Alternatively please email us on **warranty@carysil.co.uk**

E & OE Every effort has been made to reproduce colours and materials accurately, however due to the photography and print processes, colour variations may occur. Our policy is one of constant development and improvement, we reserve the right to modify product specifications and/or dimensions without notice. Whilst all information contained within this brochure is as accurate as possible you are advised to check specification, sizing and suitability prior to undertaking installation of your chosen product.



CARYSIL

carysil.co.uk

Carysil Products Ltd, Lower Washford Mill, Mill Street, Buglawton, Congleton, Cheshire CW12 2AD

☎ 01260 223163 ✉ sinksales@carysil.co.uk 🌐 carysil.co.uk

Issue: 003