



THE ULTIMATE COLLECTION



EXTERNAL
PORCELAIN PAVING



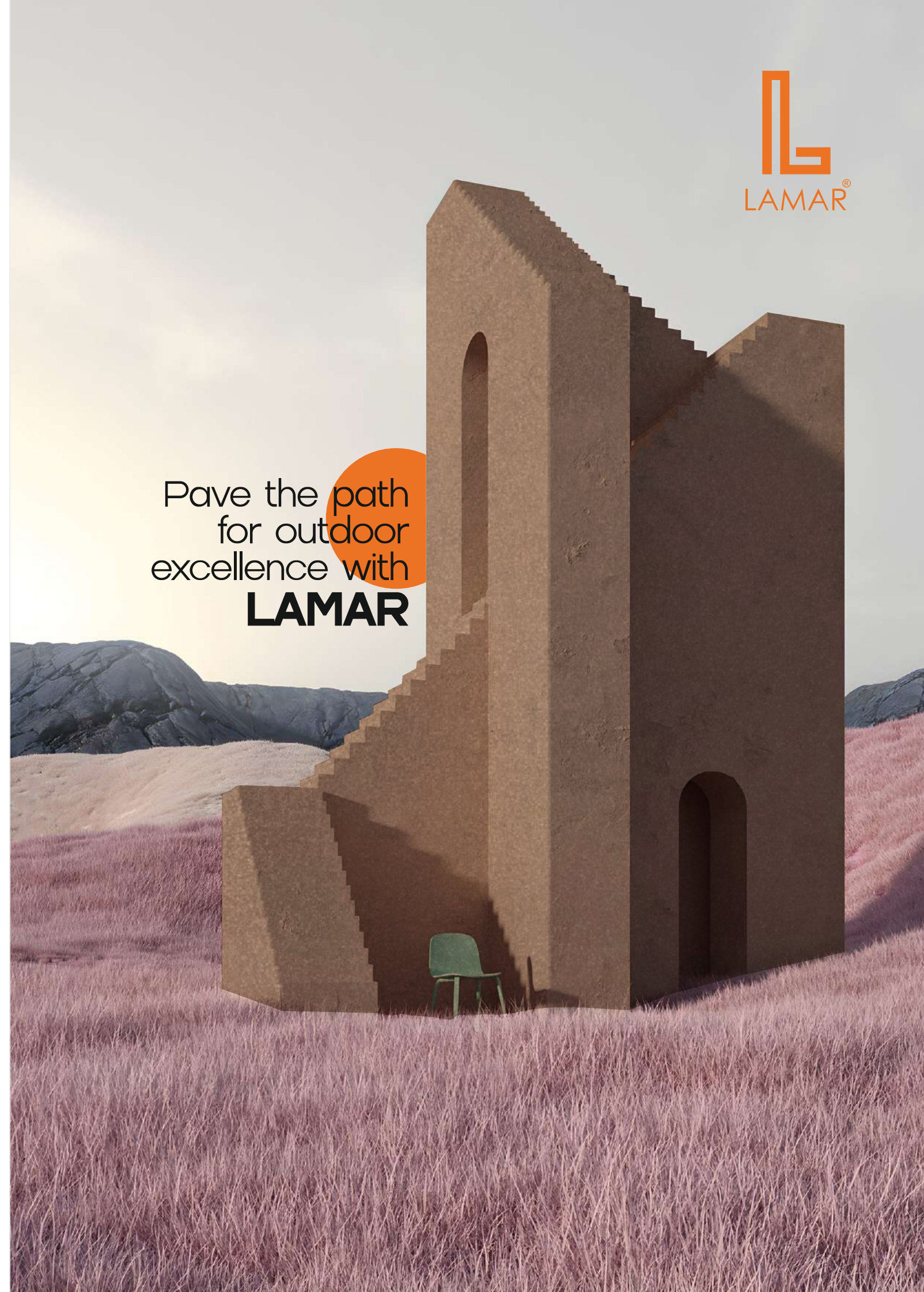
Nature is not just a place we visit occasionally; it's a way of life that surrounds us every day. From the chirping of birds in the morning to the rustling of leaves at dusk, nature has a way of making us feel alive. And what better way to bring that feeling into the outdoor spaces of our homes than with LAMAR's beautiful porcelain paving?

EXTERNAL PORCELAIN PAVING

THE ULTIMATE COLLECTION

Our Paving is not just a design statement but a connection to the natural world we all crave. They offer a seamless blend of function and style, allowing us to enjoy the beauty of nature in our back gardens. Whether you are looking for a peaceful oasis to unwind after a long day or a vibrant space to entertain friends and family, Our range has got you covered.

Pave the path
for outdoor
excellence with
LAMAR



Step Into Serenity

Thickness :
20mm

External
Porcelain Paving



LAMAR, a distinguished brand celebrated for its exquisite **large-format porcelain slabs**, boasts a formidable reputation in Turkey and Vietnam. Garnering unparalleled success with over 1500 containers annually dispatched to Turkey and over 1000 to Vietnam, LAMAR has established a robust presence across multiple nations.

Additionally, renowned for its **sandstone** and **external porcelain paving**, LAMAR epitomizes quality, versatility and innovation in the industry. With a profound affection for the United Kingdom, both personally and professionally, we are excited to expand our reach in the UK market, aiming to introduce our exceptional products to a wider audience.

LAMAR offers a selection of External Porcelain Paving which include the 1000x500mm and 900x600mm range at highly competitive prices. This paving is highly sought-after for enhancing outdoor living spaces like patios, pool decks, walkways etc. These pavings offer a seamless blend of aesthetic appeal and durability, making them an ideal choice for homeowners looking to elevate the style and functionality of their outdoor living areas.

LAMAR's Terra Sahara & Terra Gris boasts of a **full bodied** composition, providing consistent color throughout the material. Our Porcelain Paving is fired at 1200C to ensure incomparable mechanical characteristics. This modern alternative is ideal for contemporary landscaping due to its resistance to staining, ageing, and fading. With a consistent, smooth R11 Anti-Slip Surface, it's rated highly for slip resistance, making it one of the highest quality pavers available.

WHY CHOOSE LAMAR



WARRANTY
ASSURANCE



HIGHLY COMPETITIVE
PRICING



FULL BODY
PAVINGS



ETHICAL
SOURCING















UNCOMPROMISING
QUALITY



WHY Porcelain Paving?

Our high-quality porcelain paving is treated to endure harsh outdoor elements like temperature extremes, moisture, and UV radiation. A mixture of natural clays and minerals is dry- pressed or dry-milled, shaped with a hydraulic press, and bred at high temperatures to create a hard, dense, and durable tile. The pavers can be glazed or unglazed and are inspected for quality before shipping. External Porcelain Paving is a popular choice for enhancing outdoor living spaces due its strength, resistance to moisture and frost, and low maintenance requirements.

| | | | |
|--|--|---|--|
|  Flexural Resistant |  Stain Resistant |  Scratch Resistant |  EasyTo Clean |
|  Frost Proof |  Chemical Resistant |  Rift Resistant |  Absorption Resistant |
|  Slip Resistant |  Environment Friendly |  Thermo-impact Resistant |  Easyto Install |



Safer, Durable & Reliable

The slip resistance of External Porcelain Paving is rated using the R-11 quality standard. This rating is determined through a laboratory test measuring the force needed to cause slipping on the tile surface. An R-11 rating indicates high slip resistance, reducing the risk of slips or falls in wet or oily conditions. This is especially important for outdoor spaces where moisture and debris can create hazardous conditions. External Porcelain Paving with an R-11 rating provide a safe and durable surface that can withstand harsh weather. The R-11 rating is crucial for anyone prioritizing safety when installing External Porcelain Paving.

Let your imagination take charge and explore the numerous creative ways to install outdoor tiles that will elevate your outdoor space to a sophisticated level.

R-11 QUALITY STANDARD

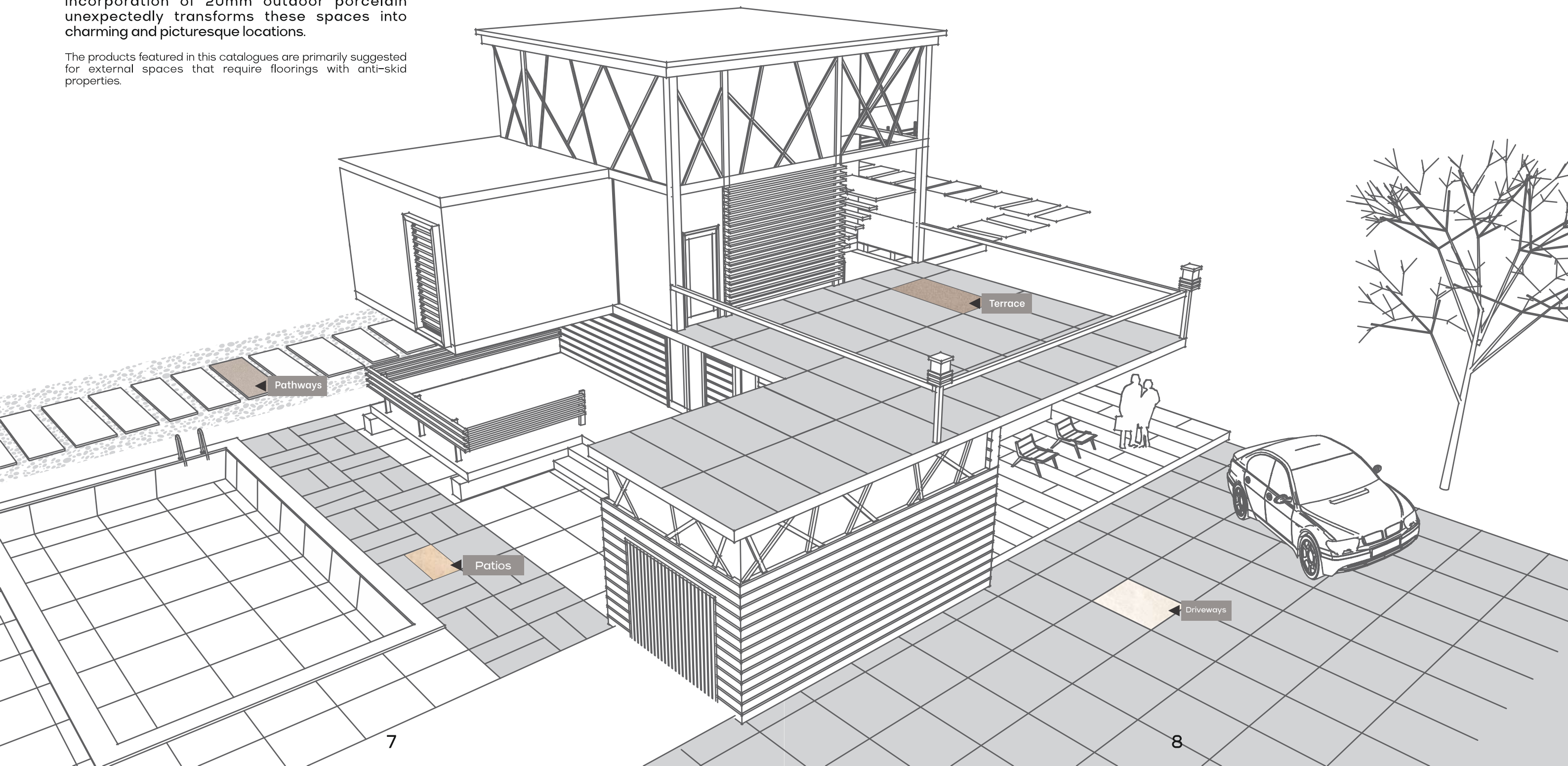


Application




Terraces, pathways, and balconies adorned with 20mm External Porcelain seamlessly merge with the surrounding spaces, creating a natural and cohesive ambiance. Internal flooring extends seamlessly into external surfaces, establishing a fluid transition between indoor and outdoor spaces. In urban areas such as public parks, gardens, and surrounding area of the swimming pools, the incorporation of 20mm outdoor porcelain unexpectedly transforms these spaces into charming and picturesque locations.

The products featured in this catalogues are primarily suggested for external spaces that require floorings with anti-skid properties.





PREMIUM
Collection
FULL BODY
PAVING



TERRA SAHARA

External
Porcelain Paving

Available Sizes :
1000x500mm


20mm Thickness

TERRA SAHARA

For PACKING GUIDELINES, Ref to Page 31



TERRA GRIS

PREMIUM
Collection
FULL BODY
PAVING



TERRA GRIS

External
Porcelain Paving

Available Sizes :
1000x500mm


20mm Thickness

For PACKING GUIDELINES, Ref to Page 31



CATHEDRAL STONE

DELUXE
Collection



CATHEDRAL STONE

External
Porcelain Paving

Available Sizes :
1000x500mm


20mm Thickness

For PACKING GUIDELINES, Ref to Page 31



MANOR STONE

DELUXE
Collection



MANOR STONE

External
Porcelain Paving

Available Sizes :
1000x500mm


20mm Thickness

For PACKING GUIDELINES, Ref to Page 31



ABBEY DUNE

CLASSIC
Collection



ABBEY DUNE

External
Porcelain Paving

Available Sizes :
900x600mm


20mm Thickness

For PACKING GUIDELINES, Ref to Page 31



CANTLEY GREY

CLASSIC
Collection



CANTLEY GREY

External
Porcelain Paving

Available Sizes :
900x600mm



20mm Thickness

For PACKING GUIDELINES, Ref to Page 31



KANDLA GREY

CLASSIC
Collection



KANDLA GREY

External
Porcelain Paving

Available Sizes :
900x600mm


20mm Thickness

For PACKING GUIDELINES, Ref to Page 31



RAJ GREEN

CLASSIC
Collection



RAJ GREEN

External
Porcelain Paving

Available Sizes :
900x600mm

20mm Thickness

For PACKING GUIDELINES, Ref to Page 31



MIDNIGHT SKY

CLASSIC
Collection



MIDNIGHT SKY

External
Porcelain Paving

Available Sizes :
900x600mm


20mm Thickness

For PACKING GUIDELINES, Ref to Page 31



CLOUD WHITE

CLASSIC
Collection



CLOUD WHITE

External
Porcelain Paving

Available Sizes :
900x600mm


20mm Thickness

For PACKING GUIDELINES, Ref to Page 31



TACTILE RUST

CLASSIC
Collection



TACTILE RUST

External
Porcelain Paving

Available Sizes :
900x600mm


20mm Thickness

For PACKING GUIDELINES, Ref to Page 31


PACKING
GUIDELINE

20' CONTAINER

| PRODUCT | SIZE | THICKNESS | AREA M² | QTY./BOX | BOX/PALLET | M²/PALLET | NO. OF PALLETS | TOTAL PCS. | TOTAL AREA M² |
|---------------------------|------------|-----------|---------|----------|------------|-----------|----------------|------------|---------------|
| External Porcelain Paving | 1000x500mm | 20 mm | 0.5 | 1 | 40 | 20 | 30 | 1200 | 600 |
| External Porcelain Paving | 900x600mm | 20 mm | 0.54 | 1 | 40 | 21.60 | 28 | 1120 | 604.80 |

LAYING
PATERNS

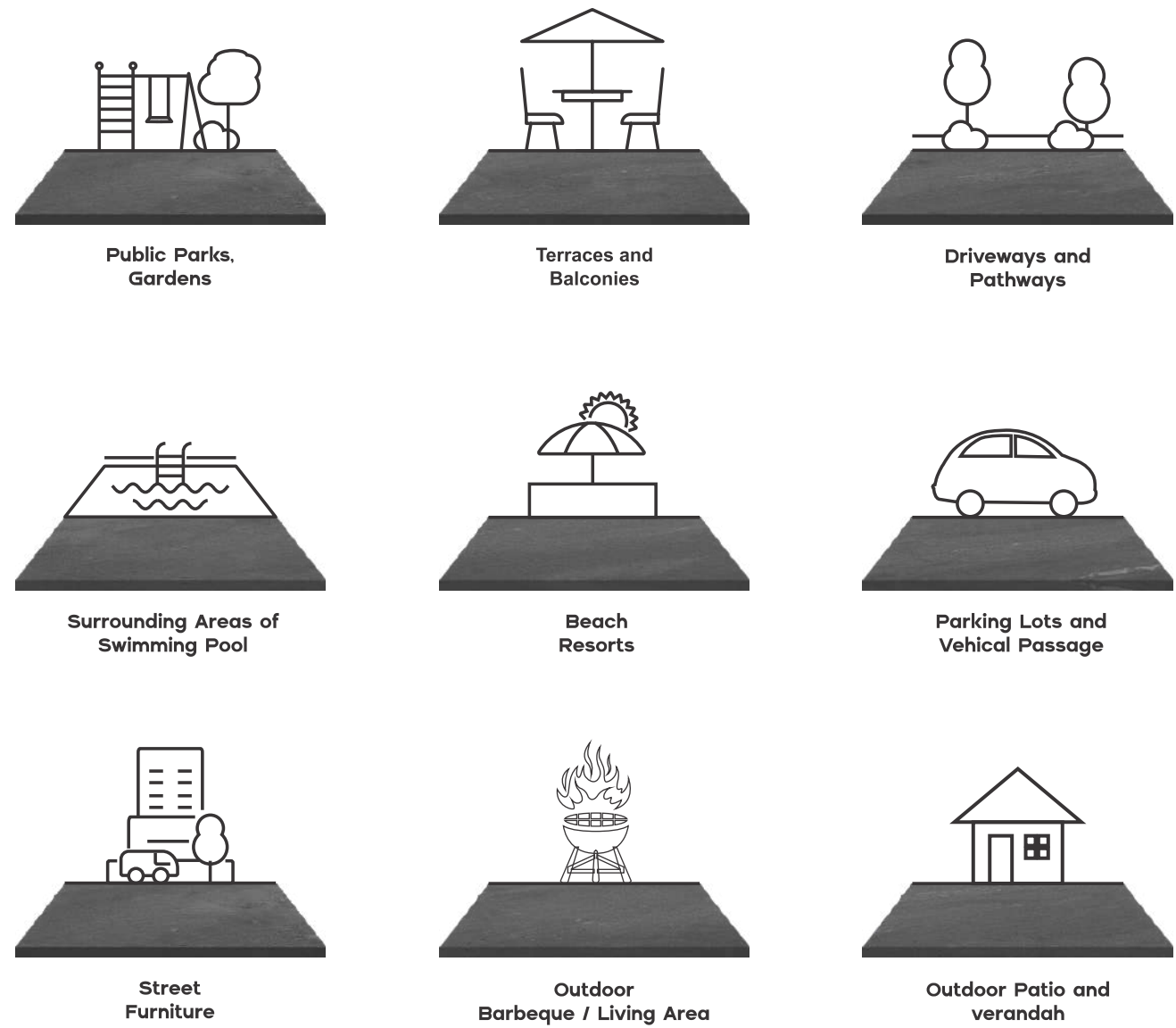
VARIOUS NATURAL LOOKING
PATTERNS CAN BE ACHIEVED
USING LAMAR EXTERNAL
PORCELAIN PAVING



Please note that your stockist may offer the paving in different pack sizes. All dimensions are standard and all products are designed to be laid with appropriate joints. Please refer to our step-by-step laying guide for additional information on this topic. Also, when using multiple paving packs, always mix the paving before laying to achieve an overall blended appearance.

APPLICATION
AREAS

20mm External Porcelain Paving by Lamar brings together aesthetically appealing quality and the best technical performance and could be used over almost all external areas and usages without the risk of breakage. They are resistant to frost and also to sudden temperature changes besides being anti-slip, easy to clean and are designed to retain their texture and colour over their lifetime.



TECHNICAL SPECIFICATION

PRODUCT : EXTERNAL PORCELAIN PAVING

TYPE : MATT

THICKNESS : 20mm

SIZE : 1000x500mm, 900x600mm

| CHARACTERISTIC | STANDARD | LAMAR MEAN VALUE | TESTING METHOD |
|--|-----------------------------|-----------------------------|-------------------|
| Regulatory Properties | | | |
| Deviation in Length and Width | ±0.30 % (± 1.00 mm) | ±0.10% | ISO 10545-2 |
| Deviation in Thickness | ±5.0 % (± 0.50 mm) | ±5.0% | ISO 10545-2 |
| Straightness in side | ±0.30 % (± 0.80 mm) | ±0.10% | ISO 10545-2 |
| Rectangularity | ±0.30 % (± 1.50 mm) | ±0.10% | ISO 10545-2 |
| Surface Flatness Central Curvature | ±0.40% (± 1.80 mm) | ±0.20% | ISO 10545-2 |
| Surface Flatness Edge Curvature | ±0.40% (± 1.80 mm) | ±0.20% | ISO 10545-2 |
| Surface Flatness Warpage | ±0.40 % (± 1.80 mm) | ±0.10% | ISO 10545-2 |
| Surface Quality | >95% defects free | >95% defects free | ISO 10545-2 |
| Small Colour Difference (for plain colour) | E < 1.00 | E < 0.80 | ISO 10545-16 |
| Glossiness(Without Polished) | As per Manufacturer | 3<Gloss Value<7 | GLOSS METER 60° |
| Structural Properties | | | |
| Water Absorption | ≤0.50% | ≤ 0.05% | ISO 10545-3 |
| Bulk Density | As per Manufacturer | 2.45 gm/cc | ISO 10545-3 |
| Massive Mechanical Properties | | | |
| Modulus of Rupture | Min. 35.0 N/mm ² | Min 49.40 N/mm ² | ISO 10545-4 |
| Breaking Strength Thickness ≥ 7.5 | Min 1300.0N | Min 11250 N | ISO 10545-4 |
| Surface Mechanical Properties | | | |
| MOH's Hardness | As per Manufacturer | Min 5* | BS EN 15771 |
| Deep Abrasion Resistance | Max. 175 mm ³ | Max 132 mm ³ | ISO 10545-6 |
| Thermal Hydrometric Properties | | | |
| Moisture Expansion | Max 0.06% (0.6 mm/m) | 0.002 mm/m | ISO 10545-10 |
| Thermal Expansion (COE) at 100°C | As per Manufacturer | 2.91 x 10 ⁻⁴ | ISO 10545-8 |
| Thermal Shock Resistance | Min 10 Cycle | Min 10 Cycle | ISO 10545-9 |
| Impact Resistance (COR) | As per Manufacturer | 0.92 | ISO 10545-5 |
| Frost Resistance | As per Manufacturer | Frost Proof | ISO 10545-12 |
| Chemical Properties | | | |
| Resistance to Staining | Min. Class 3 | Class 5 | ISO 10545-14 |
| Resistance to Household Chemical and Swimming Pool Salts | Min Class UB | GA | ISO 10545-13 |
| Resistance to Low Conc. Acids and Alkalis | As per Manufacturer | GLA | ISO 10545-13 |
| Resistance to High Conc. Acids and Alkalis | As per Manufacturer | GHA | ISO 10545-13 |
| Safety Properties | | | |
| Skid Resistance | As per Manufacturer | ≥ P2 | BS 7976-2 |
| Slip Resistance | As per Manufacturer | R11 | DIN 51130 |

* With Nano Technology

**** Except Hydrofluoric Acid & it's compound**

*** Updated on 20th August, 2024

NOTES :

[illegible]